


west elm

Home > Furniture > Sofa + Sectional Collections > Assembled In The USA > Everett Chair



[View Larger](#) Roll Over Image to Zoom



Email Print

@westelm

Be the first to show us how you've styled this item!

+ [Add your own photos](#)

[Like 10](#) [Tweet](#) [Save](#) [1K+](#)

Everett Chair

HAVE A QUESTION?

[See 6 Answers](#)

[Clear Selection](#)


SELECT FABRIC AND COLOR

Fabric


Color

[View Fabrics in 3D](#)

5-8 Weeks (Made-to-Order)



9-12 Weeks (Made-to-Order)



~~\$699~~ ~~\$799~~ **Special \$560 - \$640**

Flat Rate Delivery

Online Only

QTY

[Request Free Swatches](#)

[Add To Cart](#)

[Add To Registry](#)

Earn \$25 in rewards for every \$250 spent on your west elm credit card.

[Learn More >](#)

OVERVIEW

The softer side of mid-century style. The Everett Chair's low-slung profile and compact size make it a natural choice for smaller spaces, though it's just as good at commanding attention in bigger ones, too. The simple silhouette gives it a relaxed, but still-sophisticated look.

- 32.5"w x 33"d x 33"h.
- Solid wood legs with Chocolate-stained finish.
- Tufted detailing.
- Imported.
- Select styles online/catalog only.

DETAILS + DIMENSIONS

SHIPPING + RETURNS

QUESTIONS + ANSWERS

Powered by TurnTo

Have a question about this item? Ask a west elm associate.

Start typing your question and we'll check if it was already asked and answered. [Learn More](#)

Browse 6 questions and 6 answers

Sort by Most Common

Q: How soft/firm is this chair?

asked by weshopper

A: Everett is on the firmer side. On a scale from 1 to 5 (5 being firmest), we rate this a 4.

answered by a west elm associate on Aug 16, 2018

I FOUND THIS HELPFUL (2)

Q: What is the height from the floor to the top of the arms?

asked by linnea

A: The arm height is 21".

answered by a west elm associate on Apr 6, 2018

I FOUND THIS HELPFUL (2)

Q: Can I flip the cushion on the Everett chair?

asked by kathleenp

A: Yes, the cushion can be flipped.

Q: What is the measurement from the seat cushion to the top of the arm?

answered by a west elm associate on Sep 14, 2018

asked by Drew J

A: The distance from the seat cushion to the top of the arm is 2".

answered by a west elm associate on Jun 18, 2018

I FOUND THIS HELPFUL (1)

I FOUND THIS HELPFUL (0)

Show 2 More Questions For This Product

PEOPLE ALSO BROWSED

See More Personalized Picks



Alto Chair
~~\$749 — \$849~~
Special \$600 — \$680



Book Nook Armchair
~~\$399~~
Special \$320



Sebastian Chair
~~\$499~~
Special \$400



Hanna Chair
~~\$599 — \$799~~
Special \$480 — \$640

PEOPLE ALSO BOUGHT

See More Personalized Picks



Andes Sofa (76.5")
~~\$1,699 — \$1,899~~
Sale \$1,099.99 — \$1,520



Crescent Swivel Chair
~~\$599 — \$799~~
Special \$480 — \$640



Henry® Sofa (86")
~~\$999 — \$1,299~~
Special \$800 — \$1,040



Mid-Century Art Display Round Coffee Table - Walnut
~~\$399~~
Special \$320

RELATED SEARCHES

- [everett loveseat 60 inch](#)
- [wood upholstered sofa](#)
- [fabric by yard linen](#)
- [canvas natural fabric](#)
- [hanna chair](#)
- [metal base chair](#)
- [sofa drink table](#)

RELATED PRODUCTS



Cube C-Side Table - White/Gray Marble



Modern Buffet (53")



Montauk Outdoor Nest Chair - Antique Palm

Everett Chair | west elm

With its veined marble base and thin metal ...

[View More](#)

Storage space that's easy on the eyes. Mid-century ...

[View More](#)

Back by popular demand, our best-selling Montauk Nest ...

[View More](#)

