


***SPRINTER***

**BUILT FOR YOU**



The new Sprinter.

Mercedes-Benz  
Vans. Born to run.





*SPRINTER*

BUILT FOR YOU



Built for you.

TABLE OF CONTENTS

4	Mercedes-Benz Vans History	18	Infotainment	32	MasterUpfitter
6	The new Sprinter	20	Sprinter Overview	33	MasterSolutions™
8	Built in the USA	22	Sprinter Cargo	34	Finance Solutions
10	Safety	24	Sprinter Crew	35	Service & Maintenance
12	Performance	26	Sprinter Passenger	36	Sprinter Specifications
14	Cost Efficiency	28	Sprinter Cab Chassis/Cutaway		
16	Connectivity	30	Sprinter 4x4		



BUILT

TO LEAD

# Ground-breaking. Game-changing.

Over one hundred years of leadership brought us to this. The new Sprinter is an innovative van, with a unique inspiration. It's not about us—it's about you. It's the van you would build. Modular. Customizable. Scalable. With hundreds of variations and solutions so you can create a vehicle that's ready to meet your needs today and tomorrow. It has the brawn to get the job done and the brains to keep you safe, connected, and cost-efficient along the way. Built for you. The new Sprinter. Built in the USA.



## 120 YEARS OF VAN INNOVATION

<b>1896</b>	<b>1929</b>	<b>1956</b>	<b>1967</b>	<b>1977</b>	<b>1986</b>
Benz company invents the motorized van, dubbed a "combination delivery vehicle."	Introduction of the Mercedes-Benz L 1000 Express van.	Mercedes-Benz introduces the L 319 and reinvents the light truck segment.	Mercedes-Benz introduces the new large-capacity van, the L 406 D.	Mercedes-Benz launches a new light van lineup, internally called the TN or T 1.	Mercedes-Benz presents a new van range, internally called the T 2.

## MERCEDES-BENZ VANS COME TO THE US

<b>2010</b>	<b>2015</b>	<b>2018</b>
The Mercedes-Benz Sprinter enters the US market.	The mid-size Mercedes-Benz Metris enters the US market.	The new Sprinter brings an entirely new concept to the large van segment.



**BUILT**

**FOR YOU**

# This is your van.

The new Sprinter is the latest chapter in the Sprinter success story. We took the segment leader in safety to the next level with active and passive technology such as Active Brake Assist,<sup>1</sup> Traffic Sign Assist, ATTENTION ASSIST,<sup>2</sup> and the segment-exclusive Blind Spot Assist<sup>3</sup> with Rear Cross Traffic Alert.<sup>4</sup> We refined the new Sprinter's operating efficiency even more to keep your total cost of ownership low, and gave you more flexibility by adding a turbocharged gasoline engine with a Best-in-Class 9G-TRONIC 9-speed automatic transmission as standard equipment\*.

The new Sprinter's design evolution features a reshaped grille, fenders, and lights, plus a new rear window. The cabin area redefines comfort with ergonomic seats and a redesigned instrument cluster. The new Sprinter takes connectivity into the future with the MBUX (Mercedes-Benz User Experience) Multimedia System and advancements that include wireless internet access, Live Traffic Information, and the Mercedes-Benz Emergency Call System. To monitor your operation, the Mercedes PRO ecosystem will keep you in touch with your business like never before. The new Sprinter is where innovative mobility solutions meet classic Sprinter advantages—for your benefit.







IN THE USA

# Built for you. By people just like you.

The new Sprinter is built in the USA at our new factory in North Charleston, SC. It's the result of a \$500 million investment to construct a state-of-the-art facility worthy of manufacturing the most advanced van in the segment. The factory will feature the latest in intelligent production and world-renowned Mercedes-Benz quality control. And, we'll also be building a stronger, smarter economy. The North Charleston factory will create up to 1,300 new job openings for skilled laborers. Our South Carolina plant is an investment in The new Sprinter. And just as importantly, it's an investment in America.





**BUILT**

**FOR SAFETY**



With safety,  
we're ahead from  
every angle.

When we built The new Sprinter, we didn't just aim to set a new benchmark for vans—we set out to make one of the safest vans on the road, period. To accomplish this lofty goal, we brought all of our legendary knowledge, research, and development to the task. **Because in the end, when it comes to protecting you and your passengers from danger, no standard is too high.**

### NEW FEATURES




**ACTIVE BRAKE ASSIST<sup>1</sup>** This advanced system senses the likelihood of a collision with a vehicle ahead and sends both a visual and audible warning followed by initiating autonomous braking.



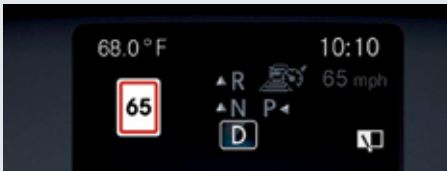
**ACTIVE DISTANCE ASSIST DISTRONIC<sup>®5</sup>** This intelligent cruise control system senses traffic conditions and actively controls your speed to keep you at a safe distance.



**360° CAMERA<sup>6</sup>** When the Reverse gear is selected, this visual parking aid uses four digital cameras to generate various views of the vehicle's surroundings and show them in real time on the multimedia display.



**ATTENTION ASSIST<sup>®2</sup>** helps prevent drowsy driving by monitoring your driving patterns and providing an early warning in case fatigue is detected.



**TRAFFIC SIGN ASSIST** uses a camera to give drivers additional help with identifying speed restriction signs, No Passing Zones, and No Entry signs.

### EXISTING FEATURES



**CROSSWIND ASSIST<sup>7</sup>** helps stabilize your van and boosts safety in strong, gusting crosswinds. This standard feature helps ensure that your vehicle remains in its lane at highway speeds.



**WITH RESCUE ASSIST<sup>SM</sup>** first responders to an accident can scan a QR code in a Mercedes-Benz Van to quickly see where batteries, airbags, and other structural elements are located in order to safely perform the rescue.



**LOAD-ADAPTIVE ELECTRONIC STABILITY PROGRAM (ESP)<sup>®8</sup>** This dynamic handling system actively intervenes to help keep the van firmly under control and safe by automatically braking individual wheels and reducing engine power to help stabilize the vehicle if wheelspin, understeer, or oversteer is detected.



**HILL START ASSIST** briefly stops the vehicle from rolling backward or forward, giving you an extra level of safety and confidence when making a hill start. Hill Start Assist maintains brake pressure for approximately two seconds, so you can remove your foot from the brake pedal without rolling.



**DRIVER AND PASSENGER AIRBAGS<sup>9</sup>** The driver and passenger front, thorax, and window airbags<sup>9</sup> help protect you and your passengers in the event of a collision.

Sprinter airbags shown are from Model Year 2014.



**HIGHBEAM ASSIST<sup>SM</sup>** adjusts the high- and low-beam headlights automatically, allowing for continuous adaptation to the prevailing traffic situation. The system helps ensure better and earlier recognition of the course of the road.

### ENHANCED EXISTING FEATURES



**BLIND SPOT ASSIST<sup>3</sup>** Blind Spot Assist now has Rear Cross Traffic Alert (RCTA)<sup>‡</sup>, which employs automatic braking to avoid a collision with traffic crossing the vehicle's path (e.g., vehicles or pedestrians) when reversing.



**ACTIVE LANE KEEPING ASSIST<sup>10</sup>** can provide you with visual and audible warnings if your van leaves its lane unintentionally. A camera in the windshield monitors the road ahead and helps detect when you may have veered away from lane markings.



BUILT

FOR PERFORMANCE



# Built to power your business.

Performance is about having the horsepower, torque, and hauling capabilities to handle whatever you have to do. The new Sprinter gives you that confidence, and the flexibility to choose between two drivetrains. For the first time, we're offering turbocharged muscle and the convenience of gasoline in one package with a 4-cylinder turbocharged gasoline engine mated to an industry-leading 9G-TRONIC 9-speed automatic transmission as standard equipment.\*

A 3.0L 6-cylinder turbo diesel engine<sup>11</sup> with a 7G-TRONIC Plus 7-speed automatic transmission is also available. If you don't want bad weather or road conditions to stop you from getting to work, we're the only manufacturer in the segment offering an optional 4x4 drivetrain with on-demand 4-wheel drive from the factory.

*"...the tried-and-true 3.0-liter V6 turbo diesel...strong pulling power, good fuel economy, and proven longevity."*

— KELLEY BLUE BOOK'S KBB.COM\*



\* From 2014 Mercedes-Benz Sprinter 3500 Cargo Review on Kelley Blue Book's KBB.com. Kelley Blue Book is a registered trademark of Kelley Blue Book Co., Inc.

## THE EFFICIENCY OF DIESEL. THE CONVENIENCE OF GAS. IT'S YOUR CHOICE.

### 3.0L 6-CYLINDER TURBO DIESEL<sup>11</sup>


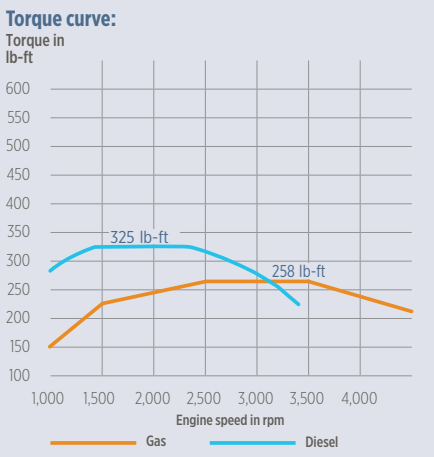


**CONFIGURATION:**  
DOHC  
**INDUCTION SYSTEM:**  
Common-Rail-Direct- Injection (CDI)  
**BORE/STROKE:**  
83.0 mm/92.0 mm  
**HORSEPOWER @ RPM:**  
188 hp @ 3,800 rpm  
**TORQUE: lb-ft @ RPM:**  
325 lb-ft @ 1,400–2,400 rpm  
**TRANSMISSION:**  
Automatic Transmission, 7G-TRONIC Plus

### 2.0L 4-CYLINDER TURBO GASOLINE



**CONFIGURATION:**  
DOHC  
**INDUCTION SYSTEM:**  
Bosch injection (200 bar)  
**BORE/STROKE:**  
83.0 mm/92.0 mm  
**HORSEPOWER @ RPM:**  
188 hp @ 5,000 rpm  
**TORQUE: lb-ft @ RPM:**  
258 lb-ft @ 2,500–3,500 rpm  
**TRANSMISSION:**  
Automatic Transmission, 9G-TRONIC



## TORQUE: IT'S WHAT'S INSIDE THAT COUNTS.

Horsepower numbers are fine, but torque is what your van needs to get up to speed. What's also important is the rpm at which the peak torque numbers come in. Notice how The new Sprinter's peak torque comes in at 1,400 rpm—just above an idle. This means that you'll be at peak torque quickly—and moving from a standing stop efficiently.



**BUILT**

**FOR EFFICIENCY**




# Higher satisfaction. Lower cost of ownership.

When you're looking at a commercial van, there are two cost factors to consider: the cost to buy it, and the cost to own it. The new Sprinter is designed to deliver cost effectiveness that lasts for years. Combine this with the van's legendary durability, and The new Sprinter will keep your day-to-day costs down and your productivity up—ultimately helping your whole company run more smoothly.

In addition to lowering your total cost of ownership, The new Sprinter helps keep drivers efficient and productive with amenities such as:

- Ergonomic seats with lowered sides and lumbar supports
- Comfortable pedal position
- Elimination of display reflections in windscreen
- Optimized noise reduction
- Increased steering wheel adjustability for tall/short drivers
- Multiple rear-step variations



## **GASOLINE ENGINE**

For the first time, The new Sprinter offers a turbocharged 4-cylinder gasoline engine with Direct Injection and 258 lb-ft of torque as standard equipment.\*



## **EFFICIENT DIESEL ENGINE<sup>11</sup>**

With turbocharged power, 325 lb-ft of torque, and diesel fuel economy, The new Sprinter's impressive 6-cylinder engine delivers power and durability in one compact package.



## **7G-TRONIC PLUS 7-SPEED AUTOMATIC TRANSMISSION**

The low first gear and overdrive high gear in The new Sprinter's 7-speed automatic transmission help you accelerate from a stop and conserve fuel on the highway.



## **9G-TRONIC 9-SPEED AUTOMATIC TRANSMISSION**

This transmission is a first for the segment and features rapid response, a smooth transition between gears, and efficient highway driving.



## **UP TO A 20,000-MILE SERVICE INTERVAL<sup>12</sup>**

The new Sprinter's Best-in-Class service intervals of up to 20,000 miles<sup>12</sup> for diesel, and up to 15,000 miles<sup>12</sup> for gas keep you on the road, raising productivity and lowering the total cost of ownership.



**The Sprinter won the 2018 ALG  
Residual Value Award.<sup>13</sup>**

\*Gasoline engine not available on all models.



**BUILT**

**FOR CONNECTIVITY**



# Making your job easier.

Mercedes PRO connect<sup>14</sup> is the first of several Mercedes PRO solutions. It works harder to make your job easier—intelligently connecting fleet managers, drivers, and vehicles to increase the efficiency and productivity of your company in the long run.

Mercedes PRO connect is standard on every new Sprinter.

### 3 BUNDLES FOR EVERY CONNECTIVITY NEED

#### OPTIMIZED ASSISTANCE



- Services Included:
- Accident and Breakdown Management
  - Emergency Call System<sup>15</sup>
  - Live Traffic Information<sup>16</sup>
  - Car-to-X Communication<sup>17</sup>
  - Software Updates<sup>18</sup>
  - Internet in the Car<sup>19</sup>
  - Maintenance and Repair Management<sup>20</sup>
  - Online Map Update<sup>21</sup>
  - Navigation Functions<sup>22</sup>
  - Multimedia Functions<sup>23</sup>

#### EFFICIENT FLEET MANAGEMENT



- Services Included:
- Remote Control<sup>24</sup>
  - Vehicle Supervision<sup>25</sup>
  - Eco Monitor
  - Vehicle Operations<sup>26</sup>
  - Fleet Communications incl. Send2Car<sup>27</sup>
  - Digital Driver's Log<sup>28</sup>
  - Digital Trip Management
  - Theft Warning<sup>29</sup>

#### DATA INTERFACE MERCEDES-BENZ VANS



- Services Included:
- Vehicle Data Interface extended
  - Vehicle Data Interface light

### MERCEDES PRO CONNECT IS MADE UP OF THE FOLLOWING ELEMENTS



**MERCEDES PRO CONNECT APP<sup>30</sup>**  
—the direct line to the driver.  
The driver can now easily access valuable vehicle and job-related information.



**VEHICLE MANAGEMENT TOOL<sup>31</sup>**  
—the control center.  
The fleet manager's customized hub of connectivity that provides a comprehensive overview of fleet resources—simplifying logistics and increasing productivity.



**COMMUNICATION MODULE<sup>32</sup>**  
—standard in every new Sprinter.  
This is the central point of contact that ensures the broadest range of connectivity, quickly transmitting data with the permanently installed 4G LTE SIM card.

### BENEFITS AT A GLANCE

#### FOR THE BUSINESS OWNER

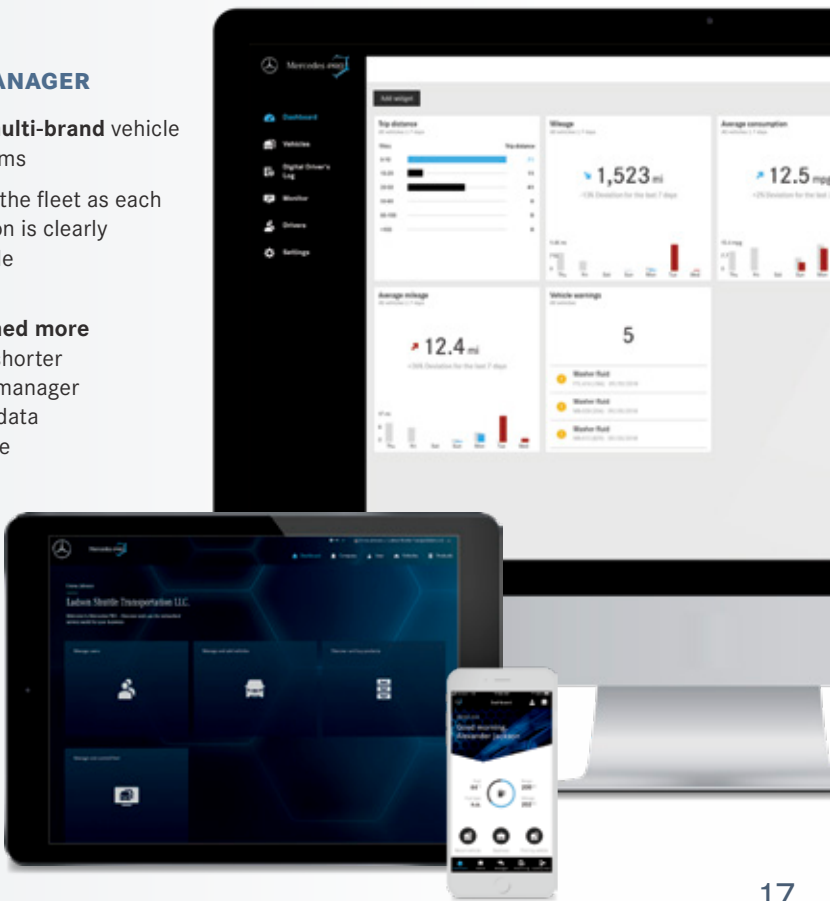
- **Increase overall business efficiency**
- **Easy location of a stolen vehicle** through the Vehicle Management Tool, which shows the vehicle's current position
- Potential for a reduction in fuel consumption and therefore **lower fuel costs**

#### FOR THE DRIVER

- **Effective assistance** in case of an emergency
- **Makes work easier** as vehicle remote control also works when the vehicle key is not available
- **More efficient working procedures** as addresses can be directly adopted into the vehicle's navigation system for **faster arrival**

#### FOR THE FLEET MANAGER

- **Integration into multi-brand** vehicle management systems
- **Clear overview** of the fleet as each vehicle's information is clearly shown in the Vehicle Management Tool
- **Trips can be planned more efficiently** and at shorter notice as the fleet manager has all the current data available at a glance





**BUILT**  
**WITH INFOTAINMENT**

# More than a van — a mobile workspace.

Spend just a moment with its state-of-the-art infotainment system, and you'll know that The new Sprinter was built for you. All the options and controls are placed in "functional islands" and logically incorporated into the overall design of The new Sprinter's cabin, making every action smooth, intuitive, and economical. The results are fewer driver distractions and increased efficiency and productivity.

## THE NEW SPRINTER INFOTAINMENT SYSTEM FEATURES:



**CHARGING OPTIONS** are strategically located on the dashboard and include USB-C ports, wireless, and 12V chargers.



**LIVE TRAFFIC INFORMATION** provides traffic data in real time for more efficient traveling to and from work.



**SMARTPHONE INTEGRATION FOR APPLE CARPLAY® AND ANDROID™ AUTO** as well as Bluetooth® capability are now available in The new Sprinter.



**THE WIRELESS INTERNET ACCESS** is a highly stable connection that allows the use of mobile devices in the vehicle.



**MERCEDES-BENZ EMERGENCY CALL SYSTEM** sends out an automatic emergency call for faster arrival of rescue services.



**THE INNOVATIVE MBUX (MERCEDES-BENZ USER EXPERIENCE)** delivers content from navigation to entertainment and includes optional LINGUATRONIC "Hey Mercedes" voice control and what3words, our geocoded map system.



**7" AND 10.5" TOUCHSCREENS**  
For the first time, display screens that are activated via touch, voice control, or touch buttons on the steering wheel are available on The new Sprinter.



**BUILT**

**FOR SUCCESS**



# Thousands of configurations. Unlimited potential.

When we say The new Sprinter is built for you, we mean that literally.

Choose from thousands of features, configurations, and upfit solutions that give you the ability to build a van that's ready to work for you now, and prepared to carry your business into the future. It's the difference between a van that you merely drive and a van that is driven to help you succeed.



SPRINTER CARGO

The new Sprinter Cargo Vans are available in 1500, 2500, 3500, 3500XD, and 4500 series.

SPECIFICATIONS



# Maximum effort.

Whatever your work demands are, The new Sprinter Cargo Van gives you the flexibility to create a configuration to meet your exact needs. To make sure we have what you're looking for, we've added a 1500 and 4500 series to the lineup. The 1500 is a lighter-duty model that delivers big-time productivity. For serious hauling capability, the 4500 model will handle your heaviest jobs. There's also a 2500, a 3500, and a 3500XD model. Whichever you choose, the service intervals of up to 20,000 miles<sup>12</sup> for diesel and up to 15,000 miles<sup>12</sup> for gasoline will keep your productivity high and your cost of ownership low.




Available on the Single tire models, this wheel arch covering's square shape and flat top provide extra storage opportunities, as well as protection for the wheel arch.



The rear doors feature new hinges with self-locking mechanisms.



LED strip lighting improves cargo-loading vision.



New pallet bracing and tie-downs help when hauling cargo with unusual sizes and shapes.<sup>34</sup>



The new Sprinter 4500 model sets a new benchmark for payload capacity of up to 6,735 lbs.

TWO ROOF HEIGHTS

STANDARD ROOF  
Max: 95.5"



Max: 97.9"

HIGH ROOF  
Max: 95.5"



Max: 109.1"

THREE LENGTHS



233.5" (144" WB)

274.3" (170" WB)

290" (170" EXT. WB)

SPRINTER CARGO QUICK FACTS



**MAXIMUM PAYLOAD:**  
6,735 lbs.



**ENGINES:**  
2.0L 4-cylinder turbo gasoline\*,  
3.0L 6-cylinder turbo diesel<sup>11</sup>



**MAXIMUM CARGO VOLUME:**  
532.6 cu. ft.



**MAXIMUM CARGO FLOOR WIDTH:**  
70.4"



**MAXIMUM TOWING CAPACITY:**<sup>35</sup>  
7,500 lbs.



**TRANSMISSIONS:**  
9G-TRONIC 9-speed Automatic  
Transmission, 7G-TRONIC Plus  
7-speed Automatic Transmission



**MAXIMUM CARGO FLOOR LENGTH:**  
TBD



**MAXIMUM INTERIOR  
STANDING HEIGHT:**  
79.1"

\*Gasoline engine not available on all models.

All measurements in inches. All width measurements include mirrors. See page 40 for a complete listing of models and specifications.



SPRINTER CREW

The new Sprinter Crew Vans are available in 2500, 3500, 3500XD, and 4500 series.

SPECIFICATIONS



Carrying you forward.

Once again, we've created a van to fulfill a specific need. The new Sprinter Crew Van is the only factory crew configuration in its class. It seats up to five and still has room for material or cargo. To fulfill the need for power and the desire for the convenience of gasoline, a 4-cylinder turbocharged gasoline engine with a Best-in-Class 9G-TRONIC 9-speed automatic transmission is now standard equipment.\* A V6 turbo diesel engine<sup>11</sup> with a 7G-TRONIC Plus 7-speed Automatic Transmission is also available.



The removable 3-seat bench is covered in durable upholstery and gives your crew a roomy, safe, and comfortable ride.



In addition to seating for up to five people, The new Sprinter Crew Van features ample cargo space.

ONE ROOF HEIGHT

HIGH ROOF  
Max: 95.5"



Max: 109.1"

TWO LENGTHS



233.5" (144" WB)

274.3" (170" WB)

SPRINTER CREW QUICK FACTS



MAXIMUM PAYLOAD:  
TBD



MAXIMUM CARGO VOLUME:  
370.8 cu. ft.



MAXIMUM TOWING CAPACITY:<sup>35</sup>  
TBD



MAXIMUM CARGO FLOOR LENGTH:  
TBD



ENGINES:  
2.0L 4-cylinder turbo gasoline,\*  
3.0L 6-cylinder turbo diesel<sup>11</sup>



MAXIMUM INTERIOR STANDING HEIGHT:  
76.7"



TRANSMISSIONS:  
9G-TRONIC 9-speed Automatic Transmission,  
7G-TRONIC Plus 7-speed Automatic Transmission



SEATING CAPACITY:  
Up to five

\*Gasoline engine not available on all models.

All measurements in inches. All width measurements include mirrors. See page 41 for a complete listing of models and specifications.



SPRINTER PASSENGER


The new Sprinter Passenger Vans are available in 1500 & 2500 series.

SPECIFICATIONS



Seats 15. Stands alone.

Looking to carry more passengers? The new Sprinter accomplishes that in a big way with totally new seating for up to 15 people, and provides an experience every one of them will enjoy. USB-C ports can keep them connected, and the spacious rear storage area provides ample room for luggage. All the while, you'll know that they're protected by a level of safety only Mercedes-Benz can deliver.



The new Sprinter Passenger Van now offers seating for up to 15 adults.



An impressive interior standing height of up to 6'3" provides greater passenger comfort with plenty of room to move.



Roof air conditioning comes in two output levels, including a high-performance air conditioner.



The ergonomic rear seats have individual headrests and an available reclining option.



The maximum 69.8" floor width and generous legroom mean there's plenty of room to sit and stretch out.

ONE ROOF HEIGHT

HIGH ROOF

92.3"



Max: 114.2"

TWO LENGTHS




233.5" (144" WB)


274.3" (170" WB)

TWO INTERIOR CONFIGURATIONS

12-PASSENGER (144" WB)



15-PASSENGER (170" WB)



SPRINTER PASSENGER QUICK FACTS



**MAXIMUM PAYLOAD:**  
3,441 lbs.



**MAXIMUM CARGO VOLUME:**  
TBD



**MAXIMUM TOWING CAPACITY:**<sup>35</sup>  
5,000 lbs.



**TRANSMISSIONS:**  
9G-TRONIC 9-speed Automatic Transmission, 7G-TRONIC Plus 7-speed Automatic Transmission



**ENGINES:**  
2.0L 4-cylinder turbo gasoline,\*  
3.0L 6-cylinder turbo diesel<sup>11</sup>



**MAXIMUM INTERIOR STANDING HEIGHT:**  
75.5"



**STANDARD FRONT + REAR A/C**



**SEATING CAPACITY:**  
Up to 15

\*Gasoline engine not available on all models.

All measurements in inches. All width measurements include mirrors. See page 45 for a complete listing of models and specifications.



**SPRINTER CAB  
CHASSIS/CUTAWAY**

The new Sprinter Cab Chassis/Cutaway Vans are available in 3500XD & 4500 series.

**SPECIFICATIONS**



# Built for your future.

A successful future starts with a strong foundation. That's exactly what The new Sprinter Cab Chassis/Cutaway gives you. From a box truck to a technologically advanced RV, its flat unobstructed frame rails let you design virtually anything you'd like. Motivation for your plans comes from the powerful and efficient V6 turbo diesel engine<sup>11</sup> with a 7G-TRONIC Plus 7-speed automatic transmission.



Choose between the standard 3500XD model (GVWR of 11,030 lbs.) or the new 4500 model (GVWR of 12,125 lbs.) and build The new Sprinter Cab Chassis/Cutaway that works best for you.




The new Sprinter's flat unobstructed frame rails are the perfect place to bring your vision of the ideal business vehicle to life.

**ONE ROOF HEIGHT**



**TWO LENGTHS**



**SPRINTER CAB CHASSIS/CUTAWAY QUICK FACTS**



**MAXIMUM PAYLOAD:**  
7,430 lbs.



**MAXIMUM TOWING CAPACITY:**<sup>35</sup>  
7,500 lbs.



**ENGINE:**  
3.0L 6-cylinder turbo diesel<sup>11</sup>



**SEATING CAPACITY:**  
Up to three



**TRANSMISSION:**  
7G-TRONIC Plus 7-speed Automatic Transmission

All measurements in inches. All width measurements include mirrors. See page 46 for a complete listing of models and specifications.



**SPRINTER 4X4**

The new Sprinter 4x4 Vans are available in 2500 & 3500XD series.



# Make your own roads.

Whether you're on the job or off the main road, you can run up against situations you can't control, like bad weather or rough terrain. You can try and avoid them, or meet them head-on with The new Sprinter on-demand 4-wheel drive option. The new Sprinter 4x4 features a higher wading depth, a low-range gear, and a standard V6 turbo diesel engine<sup>11</sup> that can power you through even the toughest conditions.

# 4x4

The Sprinter 4x4 option is available in select Cargo, Crew, or Passenger Van configurations.

**PASSENGER**

**ONE ROOF HEIGHT**  
**HIGH ROOF**



**ONE LENGTH**



**CREW**

**ONE ROOF HEIGHT**  
**HIGH ROOF**



**TWO LENGTHS**



**CARGO**

**TWO ROOF HEIGHTS**



**THREE LENGTHS**



All measurements in inches. All width measurements include mirrors. A complete listing of models and specifications begins on page 40.





## Get your concept up and running.

You have a concept in mind—let a Mercedes-Benz Vans MasterUpfitter build it for you. Our job is to manufacture a van that is ready to fit your ultimate conversion needs. With the Best-in-Class cargo volume of the Sprinter, and the impressive 7,430 lbs. of payload of the Sprinter 4500 Cab Chassis/Cutaway, each Mercedes-Benz Van is a blank canvas on which you can create a design to meet your specific needs. Whether you are in need of a simple work van interior, a mobile veterinarian clinic, or the ultimate RV, Mercedes-Benz Vans is making you mobile and taking your business to new places.

Qualified Upfitters adhere to the Upfitting Guidelines to become part of the Mercedes-Benz Vans MasterUpfitter network. These masters of their trade are committed to the highest engineering standards and levels of customer satisfaction. Working with a MasterUpfitter gives you the flexibility to be creative and the assurance that Mercedes-Benz Vans is here to support your needs. **Find your MasterUpfitter today.**

## Your one stop for productivity.

You're the expert in your trade, and your van is the tool with which to get the job done. MasterSolutions™<sup>36</sup> allows you to quickly configure your van and order directly via your Mercedes-Benz Vans dealer to get you exactly the van you want right when you need it, so you can concentrate on finishing the job.

Build your van now or get inspired by visiting the [MasterSolutions™<sup>36</sup> Configurator](#).

MasterSolutions™<sup>36</sup> providers Auto Truck, Knapheide, and TransitWorks bring you a portfolio of turnkey solutions for your specific line of business—HVAC, Plumbing, Electrical, Telecommunication, Contracting, Delivery, Refrigeration, Food Services, and People Moving—all at a preferred price. These preconfigured solutions from industry-leading manufacturers are customized to fit your Mercedes-Benz Van. The ordering process is streamlined, and installation is simple: all MasterSolutions™<sup>36</sup> can be fitted directly as Ship-Thru, right next to our factory in South Carolina, which saves you time and ensures seamless integration, quick delivery, and consistent quality.



**SHIP-THRU**

**AUTO TRUCK  
GROUP™**

**KNAPHEIDE**  
SINCE 1848

**transit  
works**  
innovative solutions





# Finance solutions.

Through Mercedes-Benz Financial Services, we offer a variety of financing products and solutions with flexible benefits tailored specifically to meet the needs of your business.<sup>37</sup>

For more information, visit [www.mbvans.com/sprinter/shopping-tools/finance-solutions](http://www.mbvans.com/sprinter/shopping-tools/finance-solutions)

**RETAIL LOAN**

These simple-interest, fixed-payment packages lock in interest rates and can include van and upfit equipment, as well as aftermarket products, in one contract.

**FMV LEASE**

A closed-end lease agreement is also known as a “walkaway lease,” since the lessee can simply turn in the vehicle and walk away at lease maturity after meeting all contractual obligations, subject to certain return conditions and mileage restrictions.

**TRAC LEASE<sup>38</sup>**

A Terminal Rental Adjustment Clause (TRAC) lease<sup>38</sup> doesn’t require any acquisition fee, up-front payment, or excess mileage charges, and lease payments may be expensed against income. Owners are responsible for the residual value of the vehicle.

# We have your back.


VanCARE is a promise to our customers to deliver genuine parts, superior service, and unparalleled commitment to getting you back on the road as quickly as possible. We know that for you, it isn’t a van – it’s a tool you need to make a living.

**ROADSIDE ASSISTANCE<sup>39</sup>**

All Mercedes-Benz Vans come standard with our 24-hour Roadside Assistance Program<sup>39</sup> and expert advice 24/7 through the Mercedes-Benz Customer Assistance Center, providing you with peace of mind and help when you need it most.


**ServiceCARE — Service solutions built for you**

Whether it’s a maintenance service, unexpected warranty work, or now a wear and tear repair, our ServiceCARE products are customized solutions for you. You can now focus on your business with your vehicles always in top shape, minimizing your uptime and maximizing your financial cost control.


**Complete**  
*The all-inclusive service package*

☒ Service ☒ Repair ☒ Wear & Tear

If you require comprehensive additional protection for your van, look no further than our Complete product. This package covers all workshop work, including wear and tear repairs. The vehicle is ready for action when you need it, and you keep costs safely under control.

**Extended Limited Warranty (ELW)** ☐ Service ☒ Repair ☐ Wear & Tear  
*More warranty. More certainty.*

The Extended Limited Warranty product offers you greater coverage for mechanical, electrical, and electronic components. It protects you against unforeseen repair costs, and without any deductibles, you get the benefit of predictable and attractive conditions.

**Maintenance (PPM)** ☒ Service ☐ Repair ☐ Wear & Tear  
*Keeping your van in top shape*

Regular and accurate checking of the most important vehicle parts and functions ensures that your van continues to deliver outstanding performance and reliability. Maintenance prevents unnecessary repair costs and keeps downtime minimal.

Term
3 years / 60k / 3 services
4 years / 80k / 4 services
5 years / 100k / 5 services

Term
5 years / 100,000 miles
6 years / 120,000 miles
7 years / 140,000 miles

Term
2 services / 3 years
4 services / 5 years
6 services / 7 years



SPRINTER  
OVERVIEW

Applies to all  
Sprinter models

POWERTRAINS

	ENGINE	
	2.0L 4-Cylinder Turbo Gasoline	3.0L V6 Turbo Diesel
Configuration	DOHC	DOHC
Fuel injection	Direct	Direct
Induction system	Bosch Injection	Common-Rail-Direct-Injection
Cylinders	4	6
Cylinder heads	TBD	Aluminum
Block material	TBD	Aluminum
Bore/stroke	83.0mm/92.0mm	83.0mm/92.0mm
Compression ratio	9.8:1	18.0:1
Transmission	9G-TRONIC 9-Speed Automatic Transmission	7G-TRONIC Plus 7-Speed Automatic Transmission
Horsepower @ rpm	188 hp @ 5,000 rpm	188 hp @ 3,800 rpm
Torque lb-ft @ rpm	258 lb-ft @ 2,500–3,500 rpm	325 lb-ft @ 1,400–2,400 rpm
Recommended fuel	Regular 87 Octane	B5 Diesel
Fuel tank capacity	22 gal	24.5 gal

STANDARD FEATURES

MECHANICAL			
Gasoline engine only	Diesel engine only	Gasoline and Diesel engines	
• Engine: 2.0L 4-Cylinder Turbo Gasoline	• Engine: 3.0L V6 Turbo Diesel	• Body Builder Connector	• Pre-installation PSM
• 9G-TRONIC 9-Speed Automatic Transmission	• 7G-TRONIC Plus 7-Speed Automatic Transmission	• Exhaust Straight to Rear	• Pre-wiring for Trailer Hitch
• AGM battery 12V/70Ah	• Alternator 14V/220A	• Jump-Start Terminal	• Remote Key (315mhz) with Central Locking
• Generator 14V/250A	• 3rd Generation SCR Emission Control System	• Pre-installation for Switch Panel (not available on 4x4)	• Starter Battery Disconnect
• SULEV Emissions	• ULEV/SULEV Emissions*		
• Service Interval: Up to 15,000 miles <sup>12</sup>	• Fuel Filter with Water Separator		
	• Service Interval: Up to 20,000 miles <sup>12</sup>		
SEATING	EXTERIOR	INTERIOR	
• Adjustable Driver Seat	• Dual-Circuit 4-Wheel Disc Brakes	• Adjustable Steering Wheel (Angle)	• Lockable Storage Compartment Above Windshield
• Adjustable Front Passenger Seat	• Front and Rear Mudflaps	• Air Conditioning, Front	• Outside Temperature Gauge
• Armrest for Driver’s Seat	• Rear Doors Opening to Side-Wall (Optional on 144” & 170” models)	• Communication Module (LTE) for Dig. Services	• Shelf Above Windshield
• Armrest for Front Passenger Seat	• Red Diesel Filler Cap (Diesel only)	• Cupholder, Front	• Speedometer, mph
• Fabric, Maturin Black	• Windshield with Filter Band	• Heater, Auxiliary Electric Hot Air	• Standard Radio
		• Jack, Hydraulic	• Storage Compartment Underneath Cockpit
		• Keyless Start	• USB-C Socket, 5V
TIRES & WHEELS	SAFETY & SECURITY		
• All-Season Tires	• 4-Wheel Anti-Lock Braking System (ABS)	• Emergency Call System	• Load-Adaptive Electronic Stability Program (ESP®) <sup>8</sup>
• Unspecified Tire Brand	• Airbag, Driver/Passenger Front	• Headlight Assistant	• Seat Belt Reminder, Driver/ Passenger
	• Breakdown Management	• Hill Start Assist	• Thorax-Pelvis Side Airbags, Driver/ Passenger
	• Crosswind Assist <sup>7</sup>	• HOLD Function	• Window Side Airbags, Driver/ Passenger

\* ULEV Emissions below 10,000 lbs.  
SULEV Emissions above 10,000 lbs.

SPRINTER MODEL OVERVIEW

Body Length		Roof Heights	1500 Model	2500 Model	3500 Model	3500XD Model	4500 Model
CARGO VAN	STANDARD (144")	STANDARD ROOF					
		HIGH ROOF					
	LONG (170")	HIGH ROOF					
CREW VAN	STANDARD (144")	HIGH ROOF					
	LONG (170")	HIGH ROOF					
PASSENGER VAN	STANDARD (144") 12-PASSENGER	HIGH ROOF					
	LONG (170") 15-PASSENGER	HIGH ROOF					
CAB CHASSIS/ CUTAWAY	STANDARD (144")	STANDARD ROOF					
	LONG (170")	STANDARD ROOF					

Gas engine available

Diesel engine available

4x4 available only with diesel engine.



SPRINTER CARGO

ADDITIONAL STANDARD FEATURES (CARGO)																	
						1500	2500	3500	3500XD	4500		1500	2500	3500	3500XD	4500	
MECHANICAL																	
• Aux. fuel sending unit with fuel tap**						X	X	X	X	X	• Cable duct – side-wall	X	X	X	X	X	• Stabilization Level I
• Axle ratio 3.923**							X				• Front axle reinforced						• Stabilization Level II
• Axle ratio 4.182 (standard on 2500 gas models only)						X	X	X	X	X	• Omission bulkhead	X	X	X	X	X	• Tire pressure monitoring lamp
• Cable duct – rear portal						X	X	X	X	X	• Speed limitation, 65 mph					X	
INTERIOR																	
• Interior lights, cargo compartment						X	X	X	X	X	• Wood floor deletion	X	X	X	X	X	
EXTERIOR											TIRES & WHEELS						TIRES & WHEELS (CONTINUED)
• 3rd brake light						X	X	X	X	X	• 5.5 J x 16 steel wheels			X	X	X	• Tires LT 215/85 R16
• High roof								X			• 6.5 J x 16 steel wheels	X	X				• Tires LT 245/75 R16
• Rear doors, 180° opening						X	X	X	X	X	• Dual rear wheel tires			X	X	X	
• Rear mudflaps						X	X	X	X	X	• Spare wheel	X	X	X	X	X	
• Sliding door, passenger side						X	X	X	X	X	• Spare wheel bracket below frame	X	X	X	X	X	• SAFETY & SECURITY
																	• Longitudinal member reinforcement
																	• Rearview camera (rearview mirror display)

OPTIONAL FEATURES (CARGO)						1500	2500	3500	3500XD	4500		1500	2500	3500	3500XD	4500	
MECHANICAL																	
• 12V power outlet, rear compartment						X	X	X	X	X	• AGM battery 12V 95Ah 850A	X	X	X	X	X	• Front axle reinforced (standard on 4500 model)
• 115V socket						X	X	X	X	X	• Axle ratio 3.923**			X	X	X	• Fuel gauge, optimized for aux. fuel tap**
• Additional bar for driveshaft & exhaust extension						X	X	X	X	X	• Axle ratio 4.182 (optional on 2500 diesel models only)		X				• Misfueling prevention for diesel
• Additional battery for retrofit consumers, driver seat base						X	X	X	X	X	• Backup alarm	X	X	X	X	X	• Omission of D-Rings
• Additional battery for retrofit consumers, engine compartment						X	X	X	X	X	• Cruise control	X	X	X	X	X	• Parametric Special Module (PSM)
• Additional DIN-slots						X	X	X	X	X	• Cutoff relay for additional battery	X	X	X	X	X	• Speed limitation, 65 mph (standard on 4500 models)
											• Deactivation lamp monitoring failure	X	X	X	X	X	• Stabilization Level II
											• Electric parking brake	X	X				• Suspension for comfort and load protection
											• Engine oil level display at cold start**	X	X				• Top speed limitation, 75 mph
SEATING																	
• Artico Man-made Leather Black						X	X	X	X	X	• Heated driver seat	X	X	X	X	X	• Heated front passenger seat
• Fabric, Caluma Black						X	X	X	X	X							

INTERIOR																	
• 2nd row, fixed window, driver side						X	X	X	X	X	• Electrically heated windshield	X	X	X	X	X	• Pallet support in sliding door step
• 2nd row, fixed window, passenger side						X	X	X	X	X	• Fixed sunroof (rear roof section)	X	X	X	X	X	• Rear cabin heater & vents
• Acoustic Package						X	X	X	X	X	• Floor covering, plastic	X	X	X	X	X	• Rear doors, opening to side-wall
• Assist handle, B-pillar						X	X	X	X	X	• Fuel-fired heater booster (17,000 BTU)**		X	X	X	X	• Rear heater prep
• Assist handle, left rear door						X	X	X	X	X	• Fuel-fired pre-heater/booster (17,000 BTU)**	X	X	X	X	X	• Rear window defroster
• Assist handle, right rear door						X	X	X	X	X	• Half height load compartment trim	X	X	X	X	X	• Roof fan, electric
• Cab rear wall liner						X	X	X	X	X	• Heat insulation, front compartment	X	X	X	X	X	• Satellite radio
• Cargo lashing rails, head height						X	X	X	X	X	• Heat insulation, rear compartment	X	X	X	X	X	• Shelving prep
• Cargo partition						X	X	X	X	X	• Hinged lid for storage compartment	X	X	X	X	X	• Side-wall paneling full hardboard
• Cargo partition with one window						X	X	X	X	X	• Illuminated front exits	X	X	X	X	X	• Side-wall paneling waist height PVC
• Cargo straps, D-rings <sup>15</sup>						X	X	X	X	X	• Instrument cluster with color display	X	X			X	• Storage compartment above cabin
• Cargo straps, lashing rails <sup>15</sup>						X	X	X	X	X	• Keys, two additional masters	X	X	X	X	X	• THERMOTRONIC automatic climate control
• Charging Package, dashboard						X	X	X	X	X	• Lashing rails, floor-level (plus four anchors)	X	X	X	X	X	• Tray for smartphones incl. wireless charging
• Cigarette lighter & ash cup, front						X	X	X	X	X	• Lashing rails, waist-level	X	X	X	X	X	• Wood floor with six D-rings <sup>15</sup>
• Coat hooks in driver cabin						X	X	X	X	X	• Light/motion sensor in rear compartment	X	X	X	X	X	
• DEF fluid filler cap – lockable						X	X	X	X	X	• Multifunction steering wheel	X	X	X	X	X	
• Door-mounted assist handle, driver & passenger						X	X	X	X	X	• Optional 3-button keys	X	X	X	X	X	
• Door sill – protective edge						X	X	X	X	X	• Overhead storage slot, front center	X	X	X	X	X	
EXTERIOR											TIRES & WHEELS						
• Black tinting (90%) for rear windows						X	X	X	X	X	• Heated rear window(s) with washers/wipers	X	X	X	X	X	• 285/65 R 16 C SUPER-SINGLE-TIRES (Super Single)
• Bumpers front/rear primed						X	X	X	X	X	• High roof (standard on 3500)	X	X				• Light-alloy wheels 6.5 J x 16
• Bumper step, rear, Grey						X	X	X	X	X	• Mounting rails for roof rack	X	X	X	X	X	• Loadable wheel arch
• Bumper step, rear, spring-loaded** <sup>†</sup>						X	X	X	X	X	• Opening limiter, electrically operated sliding door	X	X	X	X	X	• M+S winter tires
• Deletion of "model" badge, right rear door						X	X	X	X	X	• Painted metallic front & rear bumper	X	X	X	X	X	• Rims painted Arctic White
• Deletion of Sprinter badge, left rear door						X	X	X	X	X	• Primed side moldings	X	X	X	X	X	• Rims painted Jet Black
• Elec. closing assist left sliding door (soft close)						X	X	X	X	X	• Sliding door, driver side	X	X	X	X	X	• Spare tire carrier deletion
• Elec. closing assist right sliding door (soft close)						X	X	X	X	X	• Sliding door, right-side deletion	X	X	X	X	X	• Spare wheel deletion
• Electric sliding door right						X	X	X	X	X	• Sliding door, two-stage opening	X	X	X	X	X	• Steel wheels: 8.5 J x16 Rr; 6.5 J x16 Fr (Super Single)
• Electric sliding step						X	X	X	X	X	• Step, wide, at rear end	X	X	X	X	X	• Tire Brand Continental
• Electrically folding exterior mirrors						X	X	X	X	X	• Trailer crossmember 7,500-lb. capacity		X	X	X	X	• Tire Brand Kumho
• Fixed window center left						X	X	X	X	X	• Trailer hitch, 5,000 lbs. (Available only for 170" EXT on 3500, 3500XD & 4500 models)	X	X	X	X	X	• Tire Brand Michelin*
• Fixed window center right						X	X	X	X	X			X	X	X	X	• Wheel chocks
• Half-sided step rear (for trailer hitch)						X	X	X	X	X	• Windows in rear doors	X	X	X	X	X	• Wheelhouse covering

SAFETY & SECURITY											OPTIONAL PACKAGES						OPTIONAL PACKAGES (CONTINUED)
• Active Distance Assist DISTRONIC <sup>®5</sup>						X	X	X	X	X	• Bench Seat Package	X	X	X	X	X	• Heavy-Duty-Cargo Protection Package
• Blind Spot Assist <sup>‡</sup>						X	X	X	X	X	• Cargo Convenience Package	X	X	X	X	X	• Premium Package
• Emergency flashlight						X	X	X	X	X	• Cargo Protection Package	X	X	X	X	X	• Premium Plus Package
• First-aid kit						X	X	X	X	X	• Chrome Grille Package	X	X	X	X	X	• Swivel Seat Package
• Fog lamp with cornering light function						X	X	X	X	X	• Comfort Package	X	X	X	X	X	
• Parking Package						X	X	X	X	X	• Comfort Plus Package	X	X	X	X	X	
• Parking Package with 360° camera						X	X	X			• Driver Convenience Package	X	X	X	X	X	
• Security alarm with interior motion sensor						X	X	X	X	X	• Exterior Lighting Package	X	X	X	X	X	



SPRINTER CREW

ADDITIONAL STANDARD FEATURES (CREW)										2500	3500	3500XD	4500											2500	3500	3500XD	4500																						
MECHANICAL										X	X	X	X	• Omission bulkhead										X	X	X	X	• Stabilization Level II										X	X	X	X								
• Aux. fuel sending unit with fuel tap										X	X	X	X	• Speed limitation, 65 mph										X				• Tire pressure monitoring lamp										X											
• Axle ratio 3.923**										X				• Stabilization Level I										X																									
• Axle ratio 4.182 (standard on 2500 gas models only)										X	X	X	X																																				
• Front axle reinforced													X																																				
SEATING																																																	
• Aisle-side armrest										X	X	X	X	• Three-seater bench in passenger compartment, first row (narrow); includes ISOFIX										X	X	X	X	• Wall-side armrest										X	X	X	X								
INTERIOR																																																	
• Assist handle, B-pillar										X	X	X	X	• Interior lights, cargo compartment										X	X	X	X	• Wheelhouse covering										X	X	X	X								
• Black tinting (90%) for rear windows										X	X	X	X	• Rear window defroster										X	X	X	X	• Windows in rear doors										X	X	X	X								
• Cupholders, front										X	X	X	X	• Roof trim										X	X	X	X																						
• Floor covering, plastic										X	X	X	X	• Storage compartment with net in rear doors										X	X	X	X																						
• Half height load compartment trim										X	X	X	X	• Warm/cool air duct to rear compartment										X	X	X	X																						





SPRINTER CARGO



TECHNICAL SPECIFICATIONS: 1500 CARGO, 2500 & 3500

	1500		2500								3500				
Tires	Single		Single								Dual Rear Wheel			Super Single	
Wheelbase	144"		144"				170"		170" EXT		144"	170"	170" EXT	170"	170" EXT
Engine	Gas	Gas	Gas/Diesel 4x2	Diesel 4x4	Gas/Diesel 4x2	Diesel 4x4	Gas/Diesel 4x2	Diesel 4x4	Diesel 4x2	Diesel 4x4	Diesel 4x2	Diesel 4x2	Diesel 4x2	Diesel 4x2	Diesel 4x2
Drivetrain	4x2	4x2	4x2	4x4	4x2	4x4	4x2	4x4	4x2	4x4	4x2	4x2	4x2	4x2	4x2
Roof height	Standard Roof	High Roof	Standard Roof	Standard Roof	High Roof	High Roof	High Roof	High Roof	High Roof	High Roof	High Roof	High Roof	High Roof	High Roof	High Roof
Passenger capacity	2-3	2-3	2-3	2-3	2-3	2-3	2-3	2-3	2-3	2-3	2-3	2-3	2-3	2-3	2-3
Rows of seats	One	One	One	One	One	One	One	One	One	One	One	One	One	One	One

EXTERIOR															
Length	233.5"	233.5"	233.5"	233.5"	233.5"	233.5"	274.3"	274.3"	290.0"	290.0"	233.5"	274.3"	290.0"	274.3"	290.0"
Height	96.3"	107.5"	96.3"	100.1"	107.5"	111.3"	107.3"	110.9"	107.0"	110.5"	109.1"	108.7"	108.4"	109.1"	108.7"
Width – excluding mirrors	79.5"	79.5"	79.5"	79.5"	79.5"	79.5"	79.5"	79.5"	79.5"	79.5"	79.5"	79.5"	79.5"	79.5"	79.5"
Width – including mirrors	92.3"	92.3"	92.3"	92.3"	92.3"	92.3"	92.3"	92.3"	92.3"	92.3"	92.3"	92.3"	92.3"	92.3"	92.3"
Tire track front	67.2"	67.2"	67.2"	67.8"	67.2"	67.8"	67.2"	67.8"	67.2"	67.8"	66.5"	66.5"	66.5"	67.2"	67.2"
Tire track rear	68.2"	68.2"	68.2"	68.2"	68.2"	68.2"	68.2"	68.2"	68.2"	68.2"	60.7"	60.7"	60.7"	65.2"	65.2"
Front overhang BA	40.2"	40.2"	40.2"	40.2"	40.2"	40.2"	40.2"	40.2"	40.2"	40.2"	40.2"	40.2"	40.2"	40.2"	40.2"
Rear overhang (rear axle to end of frame)	49.1"	49.1"	49.1"	49.1"	49.1"	49.1"	63.8"	63.8"	79.6"	79.6"	49.1"	63.8"	79.6"	63.8"	79.6"
Load height, unloaded (ground to cargo floor)	27.5"	27.4"	27.7"	31.5"	27.6"	31.4"	27.5" 	31.1"	27.2"	30.6"	28.5"	28.1"	27.7"	29.2"	28.9"
							27.4" 								
Load height, loaded (ground to cargo floor)	23.3"	23.4"	23.4"	26.8"	23.4"	26.8"	23.4"	26.8"	23.5"	26.8"	23.2"	23.2"	23.3"	25.2"	25.4"
Side-door opening height	59.8"	71.6"	59.8"	59.8"	71.6"	71.6"	71.6"	71.6"	71.6"	71.6"	71.6"	71.6"	71.6"	71.6"	71.6"
Side-door opening width – sliding	51.0"	51.0"	51.0"	51.0"	51.0"	51.0"	51.0"	51.0"	51.0"	51.0"	51.0"	51.0"	51.0"	51.0"	51.0"
Rear cargo door opening height	61.0"	72.7"	61.0"	61.0"	72.7"	72.7"	72.7"	72.7"	72.7"	72.7"	72.7"	72.7"	72.7"	72.7"	72.7"
Rear cargo door opening width	61.2"	61.2"	61.2"	61.2"	61.2"	61.2"	61.2"	61.2"	61.2"	61.2"	61.2"	61.2"	61.2"	61.2"	61.2"
Turning radius (curb-to-curb)	40.7'	40.7'	40.7'	43.3'	40.7'	43.3'	47.2'	50.2'	47.2'	50.2'	45.3'	52.5'	52.5'	52.5'	52.5'
Ground to first step-side	20.9"	20.8"	20.9"	24.8"	20.8"	24.7"	20.4"	24.2"	20.4"	24.1"	21.6"	20.9"	20.8"	20.7"	20.6"

INTERIOR															
Headroom (1st row)	47.3"	56.4"	47.3"	47.3"	56.4"	56.4"	56.4"	56.4"	56.4"	56.4"	56.4"	56.4"	56.4"	56.4"	56.4"
Shoulder room (1st row)	67.4"	67.4"	67.4"	67.4"	67.4"	67.4"	67.4"	67.4"	67.4"	67.4"	67.4"	67.4"	67.4"	67.4"	67.4"
Hip room (1st row)	63.7"	63.7"	63.7"	63.7"	63.7"	63.7"	63.7"	63.7"	63.7"	63.7"	63.7"	63.7"	63.7"	63.7"	63.7"
Legroom (1st row)	38.9"	38.9"	38.9"	38.9"	38.9"	38.9"	38.9"	38.9"	38.9"	38.9"	38.9"	38.9"	38.9"	38.9"	38.9"
Cargo length, front (at floor)	TBD	TBD	TBD	TBD	TBD	TBD	TBD	TBD	TBD	TBD	TBD	TBD	TBD	TBD	TBD
Cargo length, front (at belt)	TBD	TBD	TBD	TBD	TBD	TBD	TBD	TBD	TBD	TBD	TBD	TBD	TBD	TBD	TBD
Cargo width between wheelhouses	53.2"	53.2"	53.2"	53.2"	53.2"	53.2"	53.2"	53.2"	53.2"	53.2"	38.5"	38.5"	38.5"	48.4"	48.4"
Cargo height, maximum (with trim)	TBD	TBD	TBD	TBD	TBD	TBD	TBD	TBD	TBD	TBD	TBD	TBD	TBD	TBD	TBD
Cargo height, maximum (without trim)	TBD	TBD	TBD	TBD	TBD	TBD	TBD	TBD	TBD	TBD	TBD	TBD	TBD	TBD	TBD
Maximum floor width	70.4"	70.4"	70.4"	70.4"	70.4"	70.4"	70.4"	70.4"	70.4"	70.4"	70.4"	70.4"	70.4"	70.4"	70.4"
Interior standing height	67.7"	79.1"	67.7"	67.7"	79.1"	79.1"	79.1"	79.1"	79.1"	79.1"	79.1"	79.1"	79.1"	79.1"	79.1"

CARGO CAPACITY															
Cargo volume (behind last row of seats)	319.0 cu. ft.	372.8 cu. ft.	319.0 cu. ft.	319.0 cu. ft.	372.8 cu. ft.	372.8 cu. ft.	488.1 cu. ft.	488.1 cu. ft.	532.6 cu. ft.	532.6 cu. ft.	328.5 cu. ft.	430.1 cu. ft.	469.4 cu. ft.	469.2 cu. ft.	512.1 cu. ft.
Maximum roof load	660 lbs.	330 lbs.	660 lbs.	660 lbs.	330 lbs.	330 lbs.	330 lbs.	330 lbs.	330 lbs.	330 lbs.	330 lbs.	330 lbs.	330 lbs.	330 lbs.	330 lbs.
Maximum available GCWR	13,550 lbs.	13,550 lbs.	13,930 lbs.	13,930 lbs.	13,930 lbs.	13,930 lbs.	13,930 lbs.	13,930 lbs.	13,930 lbs.	13,930 lbs.	15,250 lbs.	15,250 lbs.	15,250 lbs.	15,250 lbs.	15,250 lbs.

MAXIMUM CAPABILITIES															
Maximum payload	3,854 lbs.	3,766 lbs.	4,354 lbs. 	3,814 lbs. 	4,266 lbs. 	3,726 lbs. 	3,935 lbs. 	3,704 lbs. 	3,395 lbs.	3,605 lbs.	3,296 lbs.	4,522 lbs.	4,169 lbs.	4,092 lbs.	4,279 lbs.
Maximum towing <sup>11</sup>	5,000 lbs.	5,000 lbs.	5,000 lbs.	5,000 lbs.	5,000 lbs.	5,000 lbs.	5,000 lbs.	5,000 lbs.	5,000 lbs.	5,000 lbs.	5,000 lbs.	7,500 lbs.	7,500 lbs.	7,500 lbs.	7,500 lbs.
GVWR	8,550 lbs.	8,550 lbs.	9,050 lbs.	9,050 lbs.	9,050 lbs.	9,050 lbs.	9,050 lbs.	9,050 lbs.	9,050 lbs.	9,050 lbs.	9,050 lbs.	9,990 lbs.	9,990 lbs.	9,990 lbs.	9,990 lbs.
TWR (maximum loaded trailer weight ratings)	500 lbs.	500 lbs.	500 lbs.	500 lbs.	500 lbs.	500 lbs.	500 lbs.	500 lbs.	500 lbs.	500 lbs.	500 lbs.	750 lbs.	750 lbs.	500 lbs.	500 lbs.

SPRINTER CARGO



TECHNICAL SPECIFICATIONS: 3500XD CARGO & 4500

	3500XD										4500			
Tires	Dual Rear Wheel								Super Single		Dual Rear Wheel			
Wheelbase	144"				170"		170" EXT		170"	170" EXT	144"		170"	170" EXT
Engine	Diesel 4x2	Diesel 4x4	Diesel 4x2	Diesel 4x4	Diesel 4x2	Diesel 4x4	Diesel 4x2	Diesel 4x4	Diesel 4x2	Diesel 4x2	Diesel 4x2	Diesel 4x2	Diesel 4x2	Diesel 4x2
Drivetrain	4x2	4x4	4x2	4x4	4x2	4x4	4x2	4x4	4x2	4x2	4x2	4x2	4x2	4x2
Roof height	Standard Roof	Standard Roof	High Roof	High Roof	High Roof	High Roof	High Roof	High Roof	High Roof	High Roof	Standard Roof	High Roof	High Roof	High Roof
Passenger capacity	2-3	2-3	2-3	2-3	2-3	2-3	2-3	2-3	2-3	2-3	2-3	2-3	2-3	2-3
Rows of seats	One	One	One	One	One	One	One	One	One	One	One	One	One	One

EXTERIOR														
Length	233.5"	233.5"	233.5"	233.5"	274.3"	274.3"	290.0"	290.0"	274.3"	290.0"	233.5"	233.5"	274.3"	290.0"
Height	97.9"	100.1"	109.1"	111.2"	108.7"	110.9"	108.4"	110.6"	109.1"	108.7"	97.8"	108.9"	108.5"	108.2"
Width – excluding mirrors	79.5"	79.5"	79.5"	79.5"	79.5"	79.5"	79.5"	79.5"	79.5"	79.5"	79.5"	79.5"	79.5"	79.5"
Width – including mirrors	95.5"	95.5"	95.5"	95.5"	95.5"	95.5"	95.5"	95.5"	95.5"	95.5"	95.5"	95.5"	95.5"	95.5"
Tire track front	66.5"	66.8"	66.5"	66.8"	66.5"	66.8"	66.5"	66.8"	67.2"	67.2"	66.0"	66.0"	66.0"	66.0"
Tire track rear	60.7"	60.7"	60.7"	60.7"	60.7"	60.7"	60.7"	60.7"	65.2"	65.2"	60.7"	60.7"	60.7"	60.7"
Front overhang BA	40.2"	40.2"	40.2"	40.2"	40.2"	40.2"	40.2"	40.2"	40.2"	40.2"	40.2"	40.2"	40.2"	40.2"
Rear overhang (rear axle to end of frame)	49.1"	49.1"	49.1"	49.1"	63.8"	63.8"	79.6"	79.6"	63.8"	79.6"	49.1"	49.1"	63.8"	79.6"
Load height, unloaded (ground to cargo floor)	29.3"	30.7"	29.2"	30.6"	28.9"	30.3"	28.5"	29.8"	29.2"	28.9"	29.1"	29.0"	28.7"	28.3"
Load height, loaded (ground to cargo floor)	24.5"	24.9"	24.5"	24.9"	24.6"	24.8"	24.7"	24.7"	24.6"	24.8"	24.5"	24.5"	24.6"	24.7"
Side-door opening height	59.8"	59.8"	71.6"	71.6"	71.6"	71.6"	71.6"	71.6"	71.6"	71.6"	59.8"	71.6"	71.6"	71.6"
Side-door opening width – sliding	51.0"	51.0"	51.0"	51.0"	51.0"	51.0"	51.0"	51.0"	51.0"	51.0"	51.0"	51.0"	51.0"	51.0"
Rear cargo door opening height	61.0"	61.0"	72.7"	72.7"	72.7"	72.7"	72.7"	72.7"	72.7"	72.7"	61.0"	72.7"	72.7"	72.7"
Rear cargo door opening width	61.2"	61.2"	61.2"	61.2"	61.2"	61.2"	61.2"	61.2"	61.2"	61.2"	61.2"	61.2"	61.2"	61.2"
Turning radius (curb-to-curb)	45.3'	43.3'	45.3'	43.3'	52.5'	50.2'	52.5'	50.2'	52.5'	52.5'	45.3'	45.3'	52.5'	52.5'
Ground to first step-side	21.7"	24.8"	21.6"	24.8"	20.9"	24.3"	20.8"	24.3"	20.8"	20.7"	21.8"	21.8"	21.2"	21.1"

INTERIOR														
Headroom (1st row)	47.3"	47.3"	56.4"	56.4"	56.4"	56.4"	56.4"	56.4"	56.4"	56.4"	47.3"	56.4"	56.4"	56.4"
Shoulder room (1st row)	67.4"	67.4"	67.4"	67.4"	67.4"	67.4"	67.4"	67.4"	67.4"	67.4"	67.4"	67.4"	67.4"	67.4"
Hip room (1st row)	63.7"	63.7"	63.7"	63.7"	63.7"	63.7"	63.7"	63.7"	63.7"	63.7"	63.7"	63.7"	63.7"	63.7"
Legroom (1st row)	38.9"	38.9"	38.9"	38.9"	38.9"	38.9"	38.9"	38.9"	38.9"	38.9"	38.9"	38.9"	38.9"	38.9"
Cargo length, front (at floor)	TBD	TBD	TBD	TBD	TBD	TBD	TBD	TBD	TBD	TBD	TBD	TBD	TBD	TBD
Cargo length, front (at belt)	TBD	TBD	TBD	TBD	TBD	TBD	TBD	TBD	TBD	TBD	TBD	TBD	TBD	TBD
Cargo width between wheelhouses	38.5"	38.5"	38.5"	38.5"	38.5"	38.5"	38.5"	38.5"	48.4"	48.4"	38.5"	38.5"	38.5"	38.5"
Cargo height, maximum (with trim)	TBD	TBD	TBD	TBD	TBD	TBD	TBD	TBD	TBD	TBD	TBD	TBD	TBD	TBD
Cargo height, maximum (without trim)	TBD	TBD	TBD	TBD	TBD	TBD	TBD	TBD	TBD	TBD	TBD	TBD	TBD	TBD
Maximum floor width	70.4"	70.4"	70.4"	70.4"	70.4"	70.4"	70.4"	70.4"	70.4"	70.4"	70.4"	70.4"	70.4"	70.4"
Interior standing height	67.7"	67.7"	79.1"	79.1"	79.1"	79.1"	79.1"	79.1"	79.1"	79.1"	67.7"	79.1"	79.1"	79.1"







SPRINTER CREW



TECHNICAL SPECIFICATIONS: 2500 & 3500

	2500				3500		
Tires	Single				Dual Rear Wheel		Super Single
Wheelbase	144"		170"		144"	170"	170"
Engine	Gas/Diesel	Diesel	Gas/Diesel	Diesel	Diesel	Diesel	Diesel
Drivetrain	4x2	4x4	4x2	4x4	4x2	4x2	4x2
Roof height	High Roof	High Roof	High Roof	High Roof	High Roof	High Roof	High Roof
Passenger capacity	5	5	5	5	5	5	5
Rows of seats	Two	Two	Two	Two	Two	Two	Two

EXTERIOR							
Length	233.5"	233.5"	274.3"	274.3"	233.5"	274.3"	274.3"
Height	107.5"	111.3"	107.3"	111.3"	109.1"	108.7"	109.1"
Width – excluding mirrors	79.5"	79.5"	79.5"	79.5"	79.5"	79.5"	79.5"
Width – including mirrors	92.3"	92.3"	92.3"	92.3"	92.3"	92.3"	92.3"
Tire track front	67.2"	67.8"	67.2"	67.8"	66.5"	66.5"	67.2"
Tire track rear	68.2"	68.2"	68.2"	68.2"	60.7"	60.7"	65.2"
Front overhang BA	40.2"	40.2"	40.2"	40.2"	40.2"	40.2"	40.2"
Rear overhang (rear axle to end of frame)	49.1"	49.1"	63.8"	63.8"	49.1"	63.8"	63.8"
Load height, unloaded (ground to cargo floor)	27.4" 	31.4"	27.3" 	31.1"	28.5"	28.1"	28.1"
	27.6" 		27.4" 				
Load height, loaded (ground to cargo floor)	23.3"	26.8"	23.4"	26.8"	23.2"	23.2"	23.2"
Side-door opening height	71.6"	71.6"	71.6"	71.6"	71.6"	71.6"	71.6"
Side-door opening width – sliding	51"	51"	51"	51"	51"	51"	51"
Rear cargo door opening height	72.7"	72.7"	72.7"	72.7"	72.7"	72.7"	72.7"
Rear cargo door opening width	61.2"	61.2"	61.2"	61.2"	61.2"	61.2"	61.2"
Turning radius (curb-to-curb)	40.7'	43.3'	47.2'	50.2'	45.3'	52.5'	52.5'
Ground to first step-side	20.8"	24.7"	20.4"	24.2"	21.6"	20.9"	20.9"

INTERIOR							
Headroom (1st row)	56.4"	56.4"	56.4"	56.4"	56.4"	56.4"	56.4"
Shoulder room (1st row)	67.4"	67.4"	67.4"	67.4"	67.4"	67.4"	67.4"
Hip room (1st row)	63.7"	63.7"	63.7"	63.7"	63.7"	63.7"	63.7"
Legroom (1st row)	38.9"	38.9"	38.9"	38.9"	38.9"	38.9"	38.9"
Cargo length, front (at floor)	TBD	TBD	TBD	TBD	TBD	TBD	TBD
Cargo length, front (at belt)	TBD	TBD	TBD	TBD	TBD	TBD	TBD
Cargo width between wheelhouses	53.1"	53.1"	53.1"	53.1"	38.5"	38.5"	48.4"
Cargo height, maximum (with trim)	TBD	TBD	TBD	TBD	TBD	TBD	TBD
Maximum floor width	70.4"	70.4"	70.4"	70.4"	70.4"	70.4"	70.4"
Interior standing height	76.7"	76.7"	76.7"	76.7"	76.7"	76.7"	76.7"

CARGO CAPACITY							
Cargo volume (behind last row of seats)	261.3 cu. ft.	261.3 cu. ft.	370.8 cu. ft.	370.8 cu. ft.	261.3 cu. ft.	370.8 cu. ft.	370.8 cu. ft.
Maximum roof load	330 lbs.	330 lbs.	330 lbs.	330 lbs.	330 lbs.	330 lbs.	330 lbs.
Maximum available GCWR	TBD	TBD	TBD	TBD	TBD.	TBD	TBD

MAXIMUM CAPABILITIES							
Maximum payload	TBD	TBD	TBD	TBD	TBD	TBD	TBD
Maximum towing <sup>16</sup>	TBD	TBD	TBD	TBD	TBD	TBD	TBD
GVWR	9,050 lbs.	9,050 lbs.	9,050 lbs.	9,050 lbs.	9,990 lbs.	9,990 lbs.	9,990 lbs.
TWR (maximum loaded trailer weight ratings)	TBD	TBD	TBD	TBD	TBD	TBD	TBD

SPRINTER CREW



TECHNICAL SPECIFICATIONS: 3500XD & 4500

	3500XD				4500		
Tires	Dual Rear Wheel				Super Single	Dual Rear Wheel	
Wheelbase	144"		170"		170"	144"	170"
Engine	Diesel	Diesel	Diesel	Diesel	Diesel	Diesel	Diesel
Drivetrain	4x2	4x4	4x2	4x4	4x2	4x2	4x2
Roof height	High Roof	High Roof	High Roof	High Roof	High Roof	High Roof	High Roof
Passenger capacity	5	5	5	5	5	5	5
Rows of seats	Two	Two	Two	Two	Two	Two	Two

EXTERIOR							
Length	233.5"	233.5"	274.3"	274.3"	274.3"	233.5"	274.3"
Height	109.1"	111.2"	108.7"	110.9"	109.1"	108.9"	108.5"
Width – excluding mirrors	79.5"	79.5"	79.5"	79.5"	79.5"	79.5"	79.5"
Width – including mirrors	95.5"	95.5"	95.5"	95.5"	95.5"	95.5"	95.5"
Tire track front	66.5"	66.8"	66.5"	66.8"	67.2"	66.0"	66.0"
Tire track rear	60.7"	60.7"	60.7"	60.7"	65.2"	60.7"	60.7"
Front overhang BA	40.2"	40.2"	40.2"	40.2"	40.2"	40.2"	40.2"
Rear overhang (rear axle to end of frame)	49.1"	49.1"	63.8"	63.8"	63.8"	49.1"	63.8"
Load height, unloaded (ground to cargo floor)	29.2"	30.6"	28.9"	30.3"	28.9"	29.0"	28.7"
Load height, loaded (ground to cargo floor)	24.5"	24.9"	24.6"	24.8"	24.6"	24.5"	24.6"
Side-door opening height	71.6"	71.6"	71.6"	71.6"	71.6"	71.6"	71.6"
Side-door opening width – sliding	51.0"	51.0"	51.0"	51.0"	51.0"	51.0"	51.0"
Rear cargo door opening height	72.7"	72.7"	72.7"	72.7"	72.7"	72.7"	72.7"
Rear cargo door opening width	61.2"	61.2"	61.2"	61.2"	61.2"	61.2"	61.2"
Turning radius (curb-to-curb)	45.3'	43.3'	52.5'	50.2'	52.5'	45.3'	52.5'
Ground to first step-side	21.6"	20.9"	21.6"	20.8"	20.8"	20.8"	20.8"

INTERIOR							
Headroom (1st row)	56.4"	56.4"	56.4"	56.4"	56.4"	56.4"	56.4"
Shoulder room (1st row)	67.4"	67.4"	67.4"	67.4"	67.4"	67.4"	67.4"
Hip room (1st row)	63.7"	63.7"	63.7"	63.7"	63.7"	63.7"	63.7"
Legroom (1st row)	38.9"	38.9"	38.9"	38.9"	38.9"	38.9"	38.9"
Cargo length, front (at floor)	TBD	TBD	TBD	TBD	TBD	TBD	TBD
Cargo length, front (at belt)	TBD	TBD	TBD	TBD	TBD	TBD	TBD
Cargo width between wheelhouses	38.5"	38.5"	38.5"	38.5"	48.4"	38.5"	38.5"
Cargo height, maximum (with trim)	TBD	TBD	TBD	TBD	TBD	TBD	TBD
Maximum floor width	70.4"	70.4"	70.4"	70.4"	70.4"	70.4"	70.4"
Interior standing height	76.7"	76.7"	76.7"	76.7"	76.7"	76.7"	76.7"

CARGO CAPACITY							
Cargo volume (behind last row of seats)	261.3 cu. ft.	261.3 cu. ft.	370.8 cu. ft.	370.8 cu. ft.	370.8 cu. ft.	261.3 cu. ft.	370.8 cu. ft.
Maximum roof load	330 lbs.	330 lbs.	330 lbs.	330 lbs.	330 lbs.	330 lbs.	330 lbs.
Maximum available GCWR	TBD	TBD	TBD	TBD	TBD	TBD	TBD

MAXIMUM CAPABILITIES							
Maximum payload	TBD	TBD	TBD	TBD	TBD	TBD	TBD
Maximum towing <sup>16</sup>	TBD	TBD	TBD	TBD	TBD	TBD	TBD
GVWR	11,030 lbs.	11,030 lbs.	11,030 lbs.	11,030 lbs.	11,030 lbs.	12,125 lbs.	12,125 lbs.
TWR (maximum loaded trailer weight ratings)	TBD	TBD	TBD	TBD	TBD	TBD	TBD









## SPRINTER PASSENGER



ADDITIONAL STANDARD FEATURES (PASSENGER)				1500	2500		1500	2500		1500	2500
MECHANICAL											
• Additional bar for driveshaft & exhaust extension		X	X	• Front axle reinforced (standard on 2500 170" WB models only)			X	• Suspension for comfort & load protection		X	X
• Axle ratio 3.923*			X	• Rear spring vibration absorbers		X	X	• Tire pressure monitoring lamp		X	X
• Axle ratio 4.182 (standard on 2500 gas models only)		X	X	• Stabilization Level I		X	X				
SEATING											
• Aisle-side armrest		X	X	• Storage net, driver seat backrest		X	X	• Three-seater bench in passenger compartment, second row (narrow)			X
• Four-seater bench in passenger compartment, third row**		X	X	• Storage net, passenger seat backrest		X	X				X
• Four-seater bench in passenger compartment, fourth row***		X	X	• Three-seater bench in passenger compartment, first row (narrow); includes ISOFIX		X	X	• Three-seater bench in passenger compartment, third row (narrow)***		X	X
• Luxury interior trim with USB-sockets		X	X					• Wall-side armrest		X	X
								• Window pillar trim		X	X
INTERIOR											
• 12V power outlet, rear compartment		X	X	• Front-to-rear outlet in instrument panel		X	X	• Rear window defroster		X	X
• Air conditioning rear, roof-mounted		X	X	• Fuel-fired heater booster (17,000 BTU)*			X	• Sliding door, passenger side		X	X
• Assist handle, B-pillar		X	X	• Heat insulation, front compartment		X	X	• Storage compartment with net in rear doors		X	X
• Audio systems speakers, 5 front, 8 rear		X	X	• Heat insulation, rear compartment		X	X	• Warm/cool air duct to rear compartment		X	X
• Coat hooks in passenger compartment		X	X	• Hinged lid for storage compartment		X	X	• Weight-optimized plastic floor		X	X
• Cupholders, Front		X	X	• Illuminated front exits		X	X	• Window pillar trim		X	X
• FMVSS 217 emergency exit		X	X	• Rear cabin heater & vents		X	X				
EXTERIOR									TIRES & WHEELS		
• 2nd row, fixed window, passenger side		X	X	• High roof		X	X	• 6.5 J x 16 steel wheels		X	X
• 3rd brake light		X	X	• Laminated glass rear		X	X	• Spare wheel		X	X
• Black tinting (90%) for rear windows		X	X	• Rear doors 180° opening		X	X	• Spare wheel bracket below frame		X	X
• Fixed window, center left***		X	X	• Rear mudflaps		X	X	• Tires LT 245/75 R16		X	X
• Fixed window, center right***		X	X	• Roof trim		X	X	• Wheelhouse covering		X	X
• Fixed window, rear left		X	X	• Tow hook rear		X	X				
• Fixed window, rear right		X	X	• Windows in rear doors		X	X				
SAFETY & SECURITY											
• Longitudinal member reinforcement		X	X	• Rearview camera (rearview mirror display)		X	X				
OPTIONAL FEATURES (PASSENGER)											
MECHANICAL						1500	2500	1500	2500	1500	2500
• Additional battery for retrofit consumers, co-driver seat base**		X	X	• Cutoff relay for additional battery		X	X	• Misfueling prevention for diesel			X
• Additional battery for retrofit consumers, engine compartment**		X	X	• Deactivation lamp monitoring failure		X	X	• Parametric Special Module (PSM)		X	X
• Additional DIN-slots		X	X	• Electric parking brake		X	X	• Speed limitation, 65 mph		X	X
• Axle ratio 4.182 (standard on 1500 & 2500 Gas Models)			X	• Engine oil level display at cold start*			X	• Top speed limitation, 75 mph		X	X
• Cruise control		X	X	• Fuel gauge, optimized for aux. fuel tap*			X				
SEATING											
• Artico Man-made Leather Black		X	X	• Heated driver seat		X	X				
• Fabric, Caluma Black		X	X	• Heated front passenger seat		X	X				
INTERIOR											
• 115V socket		X	X	• Electrically folding exterior mirrors		X	X	• Optional 3-button keys		X	X
• Acoustic Package		X	X	• Electrically heated windshield		X	X	• Overhead storage slot, front center		X	X
• Assist handle, left rear door		X	X	• Fuel-fired pre-heater/booster (17,000 BTU)*			X	• Rear doors, opening to side-wall		X	X
• Assist handle, right rear door		X	X	• Instrument cluster with color display		X	X	• Rear heater prep		X	X
• Charging Package, dashboard		X	X	• Keys, two additional masters		X	X	• Satellite radio		X	X
• Cigarette lighter & ash cup, front		X	X	• Leather steering wheel		X	X	• THERMOTRONIC automatic climate control		X	X
• Door-mounted assist handle, driver & passenger (standard on 4x4)		X	X	• Multifunction steering wheel		X	X	• Tray for smartphones incl. wireless charging		X	X
				• Navigation		X	X				
EXTERIOR									TIRES & WHEELS		
• Bumpers front/rear primed		X	X	• Heated & electrically adjustable exterior mirrors		X	X	• Light-alloy wheels 6.5 J x 16		X	X
• Bumper step, rear, Grey		X	X	• Heated rear window(s) with washers/wipers		X	X	• M+S winter tires		X	X
• DEF fluid filler cap - lockable		X	X	• Mounting rails for roof rack		X	X	• Rims painted Arctic White		X	X
• Deletion of "model" badge, right rear door		X	X	• Opening limiter, electrically operated sliding door		X	X	• Rims painted Jet Black		X	X
• Deletion of Sprinter badge, left rear door		X	X	• Painted metallic front & rear bumper		X	X	• Spare tire carrier deletion		X	X
• Elec. closing assist right sliding door (soft close)		X	X	• Primed side moldings		X	X	• Spare wheel deletion		X	X
• Half-sided step rear (for trailer hitch)		X	X	• Sliding door two-stage opening		X	X	• Tire Brand Continental		X	X
				• Trailer hitch, 5,000 lbs.		X	X	• Tire Brand Kumho		X	X
								• Tire Brand Michelin		X	X
SAFETY & SECURITY											
• Active Distance Assist DISTRONIC®S		X	X	• Emergency flashlight		X	X	• Parking Package		X	X
• Backup alarm		X	X	• First-aid kit		X	X	• Parking Package with 360° camera		X	X
• Blind Spot Assist		X	X	• Fog lamp with cornering light function		X	X	• Security alarm with interior motion sensor		X	X
OPTIONAL PACKAGES											
• Chrome Grille Package		X	X	• High-Performance Rear Air Conditioning Package			X				
• Comfort Package		X	X	• Passenger Accessibility Package		X	X				
• Comfort Plus Package		X	X	• Premium Package		X	X				
• Driver Convenience Package		X	X	• Premium Plus Package		X	X				
• Exterior Lighting Package		X	X	• Rear Comfort Package		X	X				

## SPRINTER PASSENGER



TECHNICAL SPECIFICATIONS: 1500 & 2500				
	1500	2500		
Tires	Single	Single		
Wheelbase	144"	144"		170"
Engine	Gas	Gas/Diesel	Diesel	Gas/Diesel
Drivetrain	4x2	4x2	4x4	4x2
Roof height	High Roof	High Roof	High Roof	High Roof
Passenger capacity	12	12	12	15
Rows of seats	Four	Four	Four	Five
EXTERIOR				
Length	233.5"	233.5"	233.5"	274.3"
Height	114.2"	114.2"	117.6"	113.5"
Width – excluding mirrors	79.5"	79.5"	79.5"	79.5"
Width – including mirrors	92.3"	92.3"	92.3"	92.3"
Tire track front	67.2"	67.2"	67.8"	67.2"
Tire track rear	68.2"	68.2"	68.2"	68.2"
Front overhang BA	40.2"	40.2"	40.2"	40.2"
Rear overhang (rear axle to end of frame)	49.1"	49.1"	49.1"	63.8"
Load height, unloaded (ground to cargo floor)	27.2"	27.2" 	30.8"	26.3"
		27.4" 		
Load height, loaded (ground to cargo floor)	23.8"	23.8"	27.2"	23.9"
Side-door opening height	71.6"	71.6"	71.6"	71.6"
Side-door opening width – sliding	51.0"	51.0"	51.0"	51.0"
Rear cargo door opening height	72.7"	72.7"	72.7"	72.7"
Rear cargo door opening width	61.2"	61.2"	61.2"	61.2"
Turning radius (curb-to-curb)	40.7'	40.7'	43.3'	47.2'
Ground to first step-side	20.5"	20.5"	24.2"	19.9"
INTERIOR				
Headroom (1st row)	56.4"	56.4"	56.4"	56.4"
Shoulder room (1st row)	67.4"	67.4"	67.4"	67.4"
Hip room (1st row)	63.7"	63.7"	63.7"	63.7"
Legroom (1st row)	38.9"	38.9"	38.9"	38.9"
Cargo length, front (at floor)	TBD	TBD	TBD	TBD
Cargo length, front (at belt)	TBD	TBD	TBD	TBD
Cargo width between wheelhouses	53.0"	53.0"	53.0"	53.0"
Cargo height, maximum (with trim)	TBD	TBD	TBD	TBD
Maximum floor width	69.8"	69.8"	69.8"	69.8"
Interior standing height	75.5"	75.5"	75.5"	75.5"
CARGO CAPACITY				
Cargo volume (behind last row of seats)	78.6 cu. ft.	78.6 cu. ft.	78.6 cu. ft.	111.2 cu. ft.
Maximum roof load	TBD	TBD	TBD	TBD
Maximum available GCWR	13,550 lbs.	13,931 lbs.	13,931 lbs.	9,480 lbs.
MAXIMUM CAPABILITIES				
Maximum payload	2,941 lbs.	3,441 lbs. 	2,879 lbs.	3,307 lbs. 
		3,265 lbs. 		3,067 lbs. 
Maximum towing <sup>19</sup>	5,000 lbs.	5,000 lbs.	5,000 lbs.	0 lbs.
GVWR	8,550 lbs.	9,050 lbs.	9,050 lbs.	9,480 lbs.
TWR (maximum loaded trailer weight ratings)	500 lbs.	500 lbs.	500 lbs.	0 lbs.



SPRINTER CAB CHASSIS/CUTAWAY



ADDITIONAL STANDARD FEATURES (CAB CHASSIS/CUTAWAY)	3500XD	4500		3500XD	4500		3500XD	4500
<b>MECHANICAL</b>								
• Aux. fuel sending unit with fuel tap	X	X	• Deletion of end crossmember	X	X	• Stabilization Level II	X	X
• Axle ratio 4.182	X	X	• Front axle reinforced		X			
• Deactivation lamp monitoring failure	X	X	• Speed limitation, 65 mph		X			
<b>EXTERIOR</b>			<b>TIRES &amp; WHEELS</b>			<b>SAFETY &amp; SECURITY</b>		
• Clearance lights pre-wiring	X	X	• 5.5 J x 16 steel wheels	X	X	• Longitudinal member reinforcement	X	X
• Exterior mirror extended (96")	X	X	• Dual rear wheel tires		X			
• Identification lamps	X	X	• Provisional spare wheel bracket frame mounted		X			
			• Spare wheel		X			
			• Tires LT 215/85 R16		X			

OPTIONAL FEATURES (CAB CHASSIS/CUTAWAY)

<b>MECHANICAL</b>								
• Additional battery for retrofit consumers, co-driver seat base	X	X	• Cruise control	X	X	• Parametric Special Module (PSM)	X	X
• Additional battery for retrofit consumers, engine compartment		X	• Cutoff relay for additional battery		X	• Speed limitation, 65 mph (standard on 4500 model)	X	
• Additional DIN-slots	X	X	• End crossmember bolted		X	• Top speed limitation, 75 mph		X
• AGM battery 12V 95Ah 850A		X	• Engine oil level display at cold start		X	• Trailer crossmember 7,500 lbs. capacity	X	X
• Axle ratio 3.923	X	X	• Front axle reinforced (standard on 4500 model)		X			
			• Fuel gauge, optimized for aux. fuel tap		X			
<b>SEATING</b>								
• Artico Man-made Leather Black	X	X	• Heated driver seat		X			
• Fabric, Caluma Black	X	X	• Heated front passenger seat		X			
<b>INTERIOR</b>								
• 115V socket	X	X	• Fuel-fired pre-heater/booster (17,000 BTU)	X	X	• Overhead storage slot, front center	X	X
• Acoustic Package		X	• Heat insulation, front compartment		X	• Rear heater prep		X
• Cab rear wall liner		X	• Hinged lid for storage compartment		X	• Rear wall deletion – Chassis cab		X
• Charging Package, dashboard		X	• Illuminated front exits		X	• Satellite radio		X
• Cigarette lighter & ash cup, front		X	• Instrument cluster with color display		X	• THERMOTRONIC automatic climate control		X
• Door-mounted assist handle, driver & passenger		X	• Keys, two additional masters		X	• Tray for smartphones incl. wireless charging		X
• Electrical pre-installation for load compartment lighting		X	• Leather steering wheel		X	• Window in cab rear wall		X
• Electrically heated windshield*		X	• Multifunction steering wheel		X			
• Fuel-fired heater booster (17,000 BTU)		X	• Navigation		X			
<b>EXTERIOR</b>			<b>TIRES &amp; WHEELS (CONTINUED)</b>					
• Bumpers/detachable body parts painted body color	X	X	• Third brake light pre-wiring	X	X	• Rims painted Jet Black	X	X
• Bumpers front/rear primed		X	• Wire harness tail lamp with extended wiring		X	• Spare tire carrier deletion		X
• DEF fluid filler cap – lockable		X	• Wiring for additional turn signals		X	• Spare wheel deletion		X
• Deletion of "model" badge, right rear door		X	<b>TIRES &amp; WHEELS</b>			• Steel wheels: 8.5 J x16 Rr; 6.5 J x16 Fr (Super Single)		X
• Heated & electrically adjustable exterior mirrors		X	• 285/65 R 16 C SUPER-SINGLE-TIRES (Super Single)		X	• Tire Brand Continental		X
• Primed side moldings		X	• M+S winter tires		X	• Tire Brand Michelin*		X
• Tail lamp deletion		X	• Rims painted Arctic White		X	• Wheel chocks		X
<b>SAFETY &amp; SECURITY</b>								
• Active Distance Assist DISTRONIC <sup>®5</sup>	X	X	• First-aid kit	X	X	• Pre-wiring rearview camera (head unit display)	X	X
• Backup alarm		X	• Fog lamp with cornering light function		X	• Pre-wiring rearview camera (rearview mirror display)		X
• Emergency flashlight		X	• Misfueling prevention for diesel		X	• Security alarm with interior motion sensor		X
<b>OPTIONAL PACKAGES</b>								
• Bench Seat Package	X	X	• Driver Convenience Package	X	X	• Super Single Tire Package	X	
• Chrome Grille Package		X	• Exterior Lighting Package		X	• Swivel Seat Package		X
• Comfort Package		X	• Premium Package		X			
• Comfort Plus Package		X	• Premium Plus Package		X			

TECHNICAL SPECIFICATIONS: 3500XD & 4500

	3500XD			4500	
Tires	Dual Rear Wheel	Super Single		Dual Rear Wheel	
Wheelbase	144"	170"	170"	144"	170"
Engine	Diesel	Diesel	Diesel	Diesel	Diesel
Drivetrain	4x2	4x2	4x2	4x2	4x2
Passenger capacity	2-3	2-3	2-3	2-3	2-3
Rows of seats	One	One	One	One	One

<b>EXTERIOR</b>					
Length	245.9"	273.5"	273.5"	245.9"	273.5"
Height	94.1"	93.7"	93.5"	94.4"	94.0"
Width – excluding mirrors	79.5"	79.5"	79.5"	79.5"	79.5"
Width – including mirrors	95.5"	95.5"	95.5"	95.5"	95.5"
Front track	66.3"	66.3"	67.2"	66.3"	66.3"
Rear track	60.7"	60.7"	65.2"	60.7"	60.7"
Front overhang	15.8"	15.8"	15.8"	15.8"	15.8"
Rear overhang (rear axle to end of frame)	61.4"	63.0"	63.0"	61.4"	63.0"
Turning diameter (curb-to-curb)	45.3'	52.5'	52.5'	45.3'	52.5'
Cab length	99.4"	99.4"	99.4"	99.4"	99.4"
Top of frame to top of cab	64.4"	64.4"	64.4"	64.4"	64.4"
Frame height, loaded	27.0"	27.0"	27.0"	26.9"	26.9"

\*Delayed availability.

TECHNICAL SPECIFICATIONS: 3500XD & 4500

	3500XD			4500	
Tires	Dual Rear Wheel	Super Single		Dual Rear Wheel	
Wheelbase	144"	170"	170"	144"	170"
Engines	Diesel	Diesel	Diesel	Diesel	Diesel
Drivetrain	4x2	4x2	4x2	4x2	4x2
Passenger capacity	2-3	2-3	2-3	2-3	2-3
Rows of seats	One	One	One	One	One

<b>INTERIOR</b>					
Headroom	47.3"	47.3"	47.3"	47.3"	47.3"
Shoulder room	67.4"	67.4"	67.4"	67.4"	67.4"
Hip room	63.7"	63.7"	63.7"	63.7"	63.7"
Legroom	38.9"	38.9"	38.9"	38.9"	38.9"

<b>CARGO CAPACITY</b>					
Max. available GCWR	15,250 lbs.	15,250 lbs.	15,250 lbs.	15,250 lbs.	15,250 lbs.

<b>MAXIMUM CAPABILITIES</b>					
Maximum payload	6,356 lbs.	6,246 lbs.	6,301 lbs.	7,430 lbs.	7,319 lbs.
Maximum towing <sup>16</sup>	7,500 lbs.	7,500 lbs.	7,500 lbs.	7,500 lbs.	7,500 lbs.
GVWR	11,030 lbs.	11,030 lbs.	11,030 lbs.	12,125 lbs.	12,125 lbs.
TWR (maximum loaded trailer weight ratings)	750 lbs.	750 lbs.	750 lbs.	750 lbs.	750 lbs.

EXTERIOR & INTERIOR


EXTERIOR: NON-METALLIC




9147 - Arctic White



9136 - Grey White




7701 - Pebble Grey



7160 - Stone Grey




7708 - Silver Grey




7224 - Graphite Grey




1243 - Calcite Yellow



3432 - Sunset Red




3589 - Jupiter Red



3583 - Velvet Red



6830 - Aqua Green



7709 - Blue Grey



5362 - Brilliant Blue



5389 - Steel Blue



5957 - Vanda Blue



5524 - Black Blue

EXTERIOR: METALLIC




9775 - Iridium Silver



7992 - Selenite Grey Metallic




7755 - Tenorite Grey Metallic



5890 - Cavansite Blue Metallic



9197 - Obsidian Black Metallic




9040 - Jet Black

PREMIUM NON-METALLIC

INTERIOR



VF4 - Caluma Black Upholstery



VF6 - Black Leatherette



VF7 - Maturin Black Upholstery

ACCESSORIES HIGHLIGHTS

- All-season floor mats
- Loading roller (for basic carrier bars)
- Roof rack basic carrier
- Trailer hitch
- Wind deflectors for front windows, set
- Roof box
- Folding table (requires base module)

Contact dealer for full list of accessories.



## ENDNOTES

TBD values to be updated at a later date.

Gas engine models available in early 2019. 4x4 models available in early 2019. 170" extended models available in early 2019.

1. Active Brake Assist may not be sufficient to avoid an accident. It does not react to certain stationary objects, nor recognize or predict the curvature and/or lane layout of the road or every movement of vehicles ahead. It is the driver's responsibility at all times to be attentive to traffic and road conditions, and to provide the steering, braking and other driving inputs necessary to retain control of the vehicle. Drivers are cautioned not to wait for the system's alerts before braking, as that may not afford sufficient time and distance to brake safely. See Operator's Manual for system's operating speeds and additional information and warnings.
2. Driving while drowsy or distracted is dangerous and must be avoided. ATTENTION ASSIST® may be insufficient to alert a fatigued or distracted driver and cannot be relied on to avoid an accident or serious injury.
3. Blind Spot Assist is a warning system only, and may not be sufficient to avoid all accidents involving vehicles in your blind spot and does not estimate the speed of approaching vehicles. It should not be used as a substitute for driver awareness and checking of surrounding traffic conditions. See Operator's Manual for system's operating speeds and additional information and warnings.
4. Rear Cross Traffic Alert is not a substitute for actively checking around the vehicle for any obstacles or people. It may not detect certain objects based on their size, path, proximity or speed and angle of approach, or due to sensor obstruction, and does not control steering angle. See Operator's Manual for additional information, tips and warnings.
5. Active Distance Assist DISTRONIC® is no substitute for active driving involvement. It does not adapt cruising speed in response to stationary objects, nor does it predict the curvature and lane layout of the road ahead or the movement of vehicles ahead. It is the driver's responsibility at all times to be attentive to traffic and road conditions, and to provide the steering, braking and other driving inputs necessary to retain control of the vehicle. Drivers are cautioned not to wait for the system's alerts before braking, as that may not afford sufficient time and distance to brake safely. Braking effectiveness also depends on proper brake maintenance, and tire and road conditions. See Operator's Manual for system's operating speeds and additional information and warnings.
6. Rearview camera does not audibly notify driver of nearby objects and is not a substitute for actively checking around the vehicle for any obstacles or people. Images displayed may be limited by camera field of view, weather, lighting conditions, and the presence of dirt, ice, or snow on the camera.
7. Crosswind Assist can engage automatically when sensing dangerous wind gusts at highway speeds exceeding 50 mph. Performance is limited by wind severity and available traction, which snow, ice, and other conditions can affect. Always drive carefully, consistent with conditions.
8. No system, regardless of how advanced, can overcome the laws of physics or correct careless driving. Please always wear your seat belt. Performance is limited by available traction, which snow, ice, and other conditions can affect. Always drive carefully, consistent with conditions. Best performance in snow is obtained with winter tires.
9. Warning: the forces of a deploying airbag can cause serious or fatal injuries to a child under age 13. The safest seating position for your child is in a rear seat, belted into an appropriate, properly installed child seat, or correctly wearing a seat belt if too large for a child seat. See Operator's Manual for additional warnings and information on airbags, seat belts, and child seats.
10. Active Lane Keeping Assist may be insufficient to alert a fatigued or distracted driver of lane drift and cannot be relied on to avoid an accident or serious injury.
11. Requires the use of ultra-low-sulfur diesel fuel. Mercedes-Benz Sprinters are approved to use B5 biodiesel (approved diesel fuel with a maximum 5% biodiesel content). The only approved biodiesel content is one that both meets ASTM D6751 specifications and has the oxidation stability necessary to prevent deposit-/corrosion-related damages to the system (min. 6h, proven by EN14112 method). Please see your service station for further information. If the B5 biodiesel blend does not clearly indicate that it meets the above standards, please do not use it. The Mercedes-Benz Vans New Vehicle Limited Warranty does not cover damage caused by fuel standards not approved by Mercedes-Benz Vans.
12. Driver is responsible for monitoring fluid levels and tire pressure between service visits. See Maintenance Booklet for details.
13. MY18 Sprinter is the 2018 ALG Residual Value Award winner in the Fullsize Commercial Van segment. ALG is the industry benchmark for residual values and depreciation data, [www.alg.com](http://www.alg.com).
14. Mercedes PRO is available for the Contiguous US, Hawaii, and Alaska with The new Sprinter (as from MY 19). Contact an authorized Mercedes-Benz Vans dealership for more information.
15. When the Emergency Call System is triggered, the following data are automatically transmitted: vehicle identification number, GPS position, direction of travel, time of the emergency call, language setting, and number of occupants in the cab. The Emergency Call System is activated from the moment the vehicle is delivered to the customer following a sale. No separate terms of use have to be accepted. The Communication Module for Digital Services and the emergency call button are necessary for use of the Emergency Call System service.
16. The information from this service is shown on the touchscreen of the multimedia system. Live Traffic Information can only be used in conjunction with the MBUX multimedia system with 7-inch touchscreen and navigation or the MBUX multimedia system with 10.25-inch touchscreen.
17. A valid subscription to Live Traffic Information is necessary to use Car-to-X Communication. Car-to-X Communication can only be used in conjunction with the MBUX multimedia system with 7-inch touchscreen and navigation or the MBUX multimedia system with 10.25-inch touchscreen. Only the data of vehicles directly affected by the event and equipped with Car-to-X Communication are processed, therefore you may not always receive a timely warning of hazards through this system.
18. Update times, content, and installation times can vary. These are activated when the vehicle is delivered. Updates to the Communication Module (LTE) are automatic, as otherwise certain applications might no longer work. You can access the current status of the software versions in your vehicle via the Mercedes PRO Portal.
19. The wireless Internet in the Car is provided by AT&T and created via an integrated SIM card. A contract must be made with AT&T in order to access data services, and this contract can be made via the Mercedes PRO Portal or infotainment system. In addition to a data contract with AT&T, either an MBUX multimedia system with 7-inch touchscreen and navigation or satellite radio or the MBUX multimedia system with 10.25-inch touchscreen is required for the Internet in the Car service. Additional costs may apply depending on the amount of data used.
20. In order for us to offer you this service, data is transferred from the vehicle to Mercedes-Benz/Freightliner Sprinter. This data includes the vehicle identification number, mileage, service code (A or B), as well as remaining time and mileage until the next service is due and information on the brake system and coolant.
21. The Online Map Update service is only available in conjunction with the MBUX multimedia system with 7-inch touchscreen and navigation or the MBUX multimedia system with 10.25-inch touchscreen. The service must first be activated and the region for the map update selected in the Mercedes PRO Portal.
22. You can only use the Navigation Functions service in conjunction with the MBUX multimedia system with 7-inch touchscreen and navigation or the MBUX multimedia system with 10.25-inch touchscreen. Before use, some of the applications must first be activated via the Mercedes PRO Portal.
23. You can only use the Multimedia Functions service in conjunction with the MBUX multimedia system with 7-inch touchscreen and navigation or the satellite radio or with the MBUX multimedia system with 10.25-inch touchscreen. Before use, some of the applications must first be activated via the Mercedes PRO Portal. For various functions (Internet Radio and Browser), additional data volume is necessary which can be purchased via the Internet in the Car service.
24. The Remote Control function via the Mercedes PRO connect App makes it possible for you to view the status of the doors and windows. The driver is also able to unlock the vehicle using a code via the Mercedes PRO connect App and also check the status of and operate the auxiliary heater. This function is only available in conjunction with an optional auxiliary heater (hot-water heater).
25. The available data can vary according to the vehicle model. The tire pressure can only be shown on certain model configurations. Display of the AdBlue® level is only available in conjunction with the optional SCR Generation 3 emissions control and only available with diesel models.
26. To safeguard the driver's privacy, he/she can switch off the vehicle tracking function via the Mercedes PRO connect App when making private journeys or traveling to and from work.
27. Messages from all drivers are visible to the fleet manager. Using the Vehicle Management Tool, he/she can, in turn, contact any driver individually with a message. If the Send2Car function is included in the subscription, a POI can be sent directly to the vehicle's navigation system. The Vehicle Operations service is additionally required to send POIs directly from the Vehicle Management Tool.
28. If you wish to use the Digital Driver's Log for your tax documentation, be sure to verify in advance whether the form and the information provided meets the fiscal requirements of your local tax authority. It provides three categories in which to categorize journeys: business journey, private journey, or commute.
29. The Theft Warning is shown in the chosen communication channel if the vehicle crosses preset geofences in a certain time period or if the optional Security alarm with interior motion sensor system sounds the alarm. Only in conjunction with the optional Security alarm with interior motion sensor.
30. In order to prevent distracted driving, the use of the Mercedes PRO connect App is not permitted while operating a motor vehicle. If used while operating a motor vehicle, there is an increased risk of endangering oneself and others. Please follow your local laws and restrictions.
31. After the Mercedes PRO connect go-live in The new Sprinter, there will be a Vehicle Management Tool for the factory equipped solution and Communication Module.
32. The availability of services in addition to the integrated Communication Module depends on the network coverage of the mobile network provider. The Communication Module (LTE) is not available in the US Virgin Islands or Puerto Rico.
33. Apple CarPlay® is a product of Apple Inc. Android™ Auto is a product of Google Inc. Device and app providers' terms and privacy statements apply. Requires connected compatible device and data plan. Apps, content and features are selected solely by their providers. Connection to apps and streaming services may be limited by the device's network connection. Data usage is routed through device and subject to fees, charges and restrictions in user's wireless plan. Vehicle's factory audio/information interface, including COMAND® navigation, may not be used simultaneously with Apple CarPlay® or Android™ Auto. When Apple CarPlay® or Android™ Auto is in use, the steering-wheel voice control button accesses Siri® or Google voice recognition software for voice commands.
34. Unsecured cargo can become hazardous in a collision. Always secure cargo.
35. Maximum permissible gross weight of the trailer, if the trailer is equipped with a separate functional braking system. Please make sure to comply with local trailer load regulations.
36. MasterSolutions™ program vehicles are custom, special-order only vehicles modified by the MasterSolutions™ provider of your choice. Although the MBUSA warranty does not apply to the modifications, separate warranties offered by the MasterSolutions™ provider may apply. Details are available from your local dealer.
37. Actual rates, terms, down payment, and program eligibility will be determined by the Mercedes-Benz Financial Services Credit Team based upon creditworthiness of customer.
38. TRAC leases are limited to motor vehicles leased to businesses and used at least 50% of the time for business purposes. Consult your tax or financial advisor for tax and accounting treatments.
39. The Mercedes-Benz Vans Roadside Assistance Program is available for vehicles covered under warranty and includes such services as towing, jump start in the event of a dead battery, and assistance with the installation of a spare tire. Service charges apply for out-of-warranty vehicles.

©2018 Mercedes-Benz USA, LLC, One Mercedes-Benz Drive, Sandy Springs, GA, 30328 1-877-762-8267

All illustrations and specifications contained in this brochure are based on the latest product information available at the time of publication. All measurements are according to SAE J1100. Daimler Vans USA reserves the right to make changes at any time, without notice, to colors, materials, equipment, specifications, and models. Any variations in colors shown are due to reproduction variations of the printing process. Illustrations may include test situations. Some vehicles may be shown with non-U.S. equipment. Some vehicles are shown with optional equipment available at extra cost. Some optional equipment may not be available individually and/or on all models. For current information regarding the range of models, standard features, optional equipment, and/or colors available in the U.S. and their pricing, please contact your nearest authorized Freightliner Sprinter dealer. All rights reserved. Bluetooth® is a registered trademark of Bluetooth SIG, Inc.

[www.MBVans.com](http://www.MBVans.com)

SMB-19-1031 Printed in the U.S.A.

Mercedes-Benz  
Vans. Born to run.

