

## Transfer Factors Nature's State-of-the-Art Immune Fortifiers



**Book:** by Rita Elkins, M.H.

**About the author:** Rita Elkins, M.H., is the author of over 40 health titles, has written numerous magazine and other articles, and has been involved in the writing and production of various health reference materials. Her 15 years of investigating and covering natural health topics have made her a widely respected author. She is a

regular contributor to *Let's Live* and *Great Life* Magazines and has hosted radio talk shows on natural health topics. She lectures nationwide on the science behind natural compounds and collaborates with medical doctors on various projects. She recently co-authored *Soy Smart Health* with the New York Times's Best Selling author Neil Solomon, MD.

Molecular Medicine, April 6 2000

### **We Need Superb Immune Support**

For over ten years, I have had the opportunity to investigate hundreds of natural compounds. I can honestly report that the compound I discuss in this booklet ranks as the most fascinating and promising among the natural "heavyweights." After 3,000 peer-reviewed studies and fifty years of research, transfer factor isolate supplements are finally available to the general public. The review of transfer factors contained in this booklet may be the most important health news you will ever see.

Transfer factor is a term you will undoubtedly be hearing about in your neighborhoods and communities. These factors are creating unprecedented interest in the world of both alternative and conventional therapies.

Transfer factors are not vitamins, minerals, herbs, hormones or drugs. Transfer factors contain nothing foreign, nothing toxic, or nothing counter-productive.

Their health potential is considered by many health experts to be the most exciting discovery in immunology and disease prevention to date. In assessing the enormous value of a transfer factor supplement for you or your family, consider the following questions:

- Do you get recurring colds and sore throats easily?
- Do you or other members of your family fight chronic infections?
- Does cancer run in your family?
- Would you like to make your family more disease resistant with advanced immune support for life?
- Would you like to shorten the duration of infections without becoming dependent on antibiotics?
- Would you like to investigate the possibilities of a supplement so advanced in the way it fights disease that it cannot be classified as a vitamin, herb, mineral or any other compound?

## ***Transfer factors are turning the heads of health professionals everywhere. Why?***

The key to future health is to strengthen our immune defenses. Before we do anything else, we need to target immunity. So, before you take a whole host of supplements to enhance your health, begin with immune support.

Dr Richard Bennet, Ph.D., an immunologist and expert in infectious disease, has said, "it's in our ability to create a really healthy immune system, which I think represents the greatest potential in gains in human health in the world. If we can do something to make us all just a little bit more healthy, there's going to be less disease and less suffering."

One thing I have learned over the course of my own investigative research is that when it comes to health, we often put the cart before the horse. Clearly, we diminish the value of using alternative treatments to fight off infections after we get sick if we neglect to keep our immune machine in tip top shape when we're in between illnesses. Whether we will live a healthy or a debilitated life depends solely on the health of our immune system.

Out of all the natural immune builders available, transfer factor holds the most promise. Relatively new to the market, every consumer who wants that extra edge in wellness needs to become familiar with the remarkable properties of transfer factor. It has already exceeded expectations and is clearly ahead of its time.

## **Transfer Factor Isolate: Immune Booster Extraordinaire**

Imagine an immune system alert enough to rapidly detect the presence of threatening infection and eradicate it before it has a chance to do real harm. Transfer factor can make this scenario possible through its superb ability to help develop a strong immune response.

Obtaining a pure transfer factor isolate is now possible through the perfection of a patented extraction process that has been in the works for years. Unlike herbs like echinacea or vitamins and minerals, these factors belong to a completely different category of dietary supplementation – an innovative and novel category.

Researchers at the Conrad D. Stephenson Laboratory for Research in Immunology in Denver, Colorado, who worked with people with immune weaknesses, have stated, "Transfer factors appear to offer a novel means of molecular immunotherapy for certain patients with defective cell-mediated immunity."

## **The Immune Wars**

It is up to each of us individually to take the necessary steps to reinforce our immune system. Immune impairment has become a major concern. The use of compounds like transfer factor can significantly contribute to immune strength, which in turn determines the quality of our health and, ultimately, of our lives.

## Immune Imbalance: The Health Threat of the 21<sup>st</sup> Century

Every day, new studies are published that point to a malfunctioning immune system as the real culprit in conditions like heart disease, obesity, and multiple sclerosis. Our immune systems are letting us

down. The more we learn, the more we realize that tuning up our immune systems is the best investment we can make for extended good health and longevity.

Scientists are discovering that diseases once thought to be unrelated to infectious invaders are really caused by micro-organisms that either fail to trigger the proper immune response or overstimulate that response. One of these is a debilitating disease called multiple sclerosis

### A Common Bacteria Linked to MS

**T**he war on germs cannot be won, but there is a promising way forward. At a time when the numbers of emerging infections and antibiotic-resistant bacteria are rising, the development of new antibiotics has slowed to a trickle. Doctors now worry that the end of the antibiotic era is upon us. *Beyond Antibiotics* presents the most compelling evidence to date for why our response must be a rapid shift of our medical and self-care practices to center on us—the human host. We must focus on ways that we can bolster our own immune defense, energy, and repair systems.

Microbes comprise ninety percent of Earth's organic matter, while bacterial cells on our bodies outnumber our own cells ten to one. *Beyond Antibiotics* explores the surprising reasons why drugs will not prevail against these odds. It then outlines fascinating new research and personalized medicine strategies that can give us an impressive ability to thrive in this world. *Beyond Antibiotics* shows how to:

- Minimize or avoid antibiotics where possible
- Reduce the chance of microbial infection
- Speed recovery from infections that do occur
- Recover from adverse effects of antibiotic drugs

[click here for more....](#)

A startling report found in the July 1999 issue of *Annals of Neurology* reported that a common bacterium called *Chlamydia pneumoniae* was present in all the patients tested in the study with multiple sclerosis (MS). This bacteria is the same one that causes walking pneumonia. While MS has been classified as an autoimmune disorder in which the immune system's defense mechanisms mistakenly destroy the nerve coverings, new studies tell us that a bacteria may really be to blame.

Note: A viral link has also been discovered to MS. Recent data out of the National Institute of Neurological Disorders and Stroke suggests that a herpes virus found in 30 percent of people tested

with MS may be linked to the disease.

In both of these scenarios, it is thought that the infectious agent remains dormant in nerve tissue until a flare up.

## **Weight and the Hidden Virus**

Even gaining weight may be related to an immune system that's out of balance. Researchers at the Department of Nutrition and Food science at Wayne State University in Detroit reported in August of this year that increased fat stores have been linked to the presence of a virus. If a viral infection contributes to obesity, the first line of attack in any weight loss program should be to bring the immune system up to optimal levels of operation. All the diets and exercise in the world will ultimately fail if your weight gain is linked to the presence of viruses that promote the storage of fat, regardless of what you eat or how much you move.

## **Viruses and bacteria Masquerade as Heart and Kidney Disease**

In the August 2000 issue of the American Journal of Medicine, scientists reported that the hepatitis C virus can show up as a kidney infection or as heart disease. This year, Italian researchers at the Hospital of San Camillo in Rome reported that there is growing evidence that the immune system is involved in atherosclerosis. The same bacterium linked to MS (*Chlamydia pneumoniae*) may also be a culprit in heart disease as well. The health implication of these studies is staggering. Once again, if persistent infection is really causing heart disease, we've been on the wrong treatment track for decades.

## **Arthritis May Be the Result of a Joint Infection**

It may come as a surprise to many, but some forms of arthritis occur after bouts with intestinal infections. In addition, Dutch scientists recently reported that chronic arthritis might have a bacterial connection. In fact, if you suffer from rheumatoid arthritis, an autoimmune disease, your disease may have been triggered by a prior infection that may have overstimulated immune responses, which in this scenario need suppressing.

## **Epilepsy Linked to Abnormal Immune System Cells**

In 1997, a group of scientists looked at a total of 135 people with epilepsy. More than 80% of these people had one or more abnormalities in their cellular immune defenses. Some types of epilepsy may be caused by impaired immunity.



Transfer factor supplementation strengthens the cellular immune system and may be a valuable supplemental treatment to control epileptic seizures.

## **Alzheimer's Disease Linked to the Immune System**

An article in a 1994 issue of Progress in Drug Research reported that Alzheimer's disease might be linked to an abnormal antibody response to a portion of nerve cells in the brain. This immune malfunction may destroy brain tissue associated with memory.

## **The Terrible Trio That Assault the Immune System**

### ***Poor Nutrition***

**FACT:** All forms of sugar (including honey) interfere with the ability of white blood cells to destroy bacteria. A report published in the American Journal of Clinical Nutrition stated that within thirty minutes of consuming four ounces of glucose, fructose, sucrose, honey or fruit juice, a 50% reduction in the ability of white blood cells to destroy foreign invaders occurs and can last for over five hours.

The average American ingests 150 grams of white sugar daily.

**FACT:** Suppressed immunity can come from even a minor deficiency of iron and selenium, two minerals that significant numbers of Americans are lacking. In addition, vitamin A deficiencies are common in children and can cripple immune functions.

**FACT:** Excessive fat intake impairs immunity. Elevated cholesterol levels can inhibit a number of immune functions including the ability of white blood cells to attack infectious organisms.

**FACT:** Obesity has been linked to weakened immune function. Overweight people have debilitated white blood cells.

### ***Pollution***

**FACT:** Hundreds of studies using accepted scientific methods have shown that many pesticides alter the immune system in experimental animals and make them more susceptible to disease.

**FACT:** Pesticides reduce the numbers of white blood cells and disease-fighting lymphocytes, and impair lymphocytes' ability to respond to and kill bacteria and viruses.

**FACT:** A recent report published in Environmental Pollution and Neuroimmunology states that the combined influence of various factors such as chemical agents, radiation, and stress on the immune system may lead to immunodeficiency in the form of respiratory and inflammatory diseases.

### ***Stress***

**FACT:** Stress releases biochemicals that suppress immune function, putting us at higher risk for all types of infections.

**FACT:** How and what we think impacts immunity. New data reports that brain cells make immune chemicals.

**FACT:** Post-traumatic stress suffered after Hurricane Andrew lowered immune-killer cell counts in test subjects. Any life-changing event brings with it a form of post-traumatic stress, which can make us more susceptible to disease.

### **Antibiotic Resistance and the "Super Bugs"**

"Bacterial resistance to antibiotics is a growing public health threat to the United States," says Richard Besser, M.D., of the CDC's respiratory disease branch.

Substances once thought to be miracle drugs are currently posing one of the most serious health threats we have faced in decades.

Bacteria are now outwitting even our most potent antibiotics, creating a global threat of enormous proportions.

We all shudder at the thought of flesh-eating bacteria or penicillin-resistant strep bacteria, but even new drug formulas can hardly keep up. Some experts believe we are only one antibiotic away from a major epidemic of antibiotic-resistant bacteria.

If these antibiotic-resistant bacteria continue to evolve at the present rate, having a strong and fortified immune system may be your family's only defense against a whole host of life-threatening diseases.

The Centers for Disease Control and Prevention (CDC) estimates that 100 million courses of antibiotics are provided by office-based doctors each year. In 1954, two million pounds of antibiotics were produced in the United States. Today, that figure exceeds fifty million pounds.

Some experts believe 20 to 50 percent of antibiotic prescriptions are unnecessary. Remember that antibiotics are only effective against bacteria. They are completely useless against the viruses that cause colds, flus and some sore throats.

Because of misuse of antibiotics to treat common conditions like sinusitis, resistance to many antibiotics, even in the most common bacterial causes of upper respiratory infections, has risen to 40 to 50 percent in the last two decades.

Overusing these drugs can also cause yeast and fungal infections. Frequent use can compromise your immune system, stimulate allergies, damage organs, and even cause depression.

## **If Antibiotics Fail Us, What Then?**

The simple answer to this question is to fortify the body's own defense team. Transfer factor supplementation is an excellent form of immune support.

## **First-Rate, First-Line Immune Defense**

When your throat gets scratchy, you feel feverish, or you see a red welt developing around that tiny splinter, you are seeing the effects of a highly sophisticated immune defense strategy. Symptoms of a sickness tell us that our immune defenses have mounted a counterattack against whatever infectious agent has entered our body. In order to work well, our immune system must operate like a well-oiled machine.

Much like the workings of sensitive radar, the immune system must recognize germs as foreign intruders and separate them from the body's own cells and molecules. Because it works on a molecular level, immune cells work as part of a highly complex and reactive system. The immune system's ability to respond properly determines our very health and survival.

When bacteria, viruses, fungi, toxins or cancer cells invade, the immune system springs into action, seeking out and eradicating the infectious enemy. Immune system agents are activated to neutralize potentially dangerous microbes. In addition, other immune cells act as messengers, releasing molecules that work to fine tune the whole process.

Whenever our immune system successfully foils an infection, it emerges stronger and better equipped to fight future health threats.

### ***The Antigen Factor***

All cells, including infectious invaders, carry identifiable antigens on their surface. An antigen is any substance that causes the immune system to produce antibodies. Much like individual fingerprints, these specific molecular signatures tell the immune system whether the cell is friend or foe. This is why transplanted organs are often attacked by the recipient's immune system. Their foreign antigen codes are translated as intruder cells so the immune system mounts its attack. It is estimated that our bodies can react to over 100 million different antigens.

While our immune system routinely sifts and sorts through trillions of cells and their antigen codes, it may be lacking as many as 50,000 specific antigen responses. Without immune awareness of those missing cellular imprints, we become more vulnerable to those specific invaders. In addition, keep in mind that many infectious agents routinely mutate, fooling the immune systems. This is why we can catch multiple colds and flus over the course of time.

We already possess our own innate storehouse of immune molecules called transfer factors that occupy our T lymphocytes. These factors enable the T cells of our immune system to set off immediate alarms when certain antigens are identified as undesirable. So, you can see why adding to our already existing stockpile of transfer factors would be a good thing.

### **The Key: A Maximized Immune Messaging System**

Transferring the right information from one group of immune cells to another helps to prevent each of the four threats mentioned previously.

The right molecular messengers can instruct, coordinate, activate and suppress immune cells according to need.

We usually operate with information collected from our own immune experience or exposure, but we can do much better than that. Our immune system needs maximum access to molecular information whether it comes from our own internal data banks or whether it is imported from other sources. The point is that whether generated from within or from without, immune messenger molecules in the form of transfer factors all speak the same language.

### **Transfer Factors: Immune Teachers of the Three R's**

When a microbial invader attacks, a healthy immune system must be proficient in the three R's:

## **RECOGNIZE - REACT - REMEMBER**

To fight off disease and function at optimal levels, the immune system must do the following:

- Recognize a disease-causing organism for what it is.
- Organize and mount an attack to eradicate that organism.
- Remember the antigen signature of that organism so the next time it invades, an immediate response occurs.

Transfer factors provide a highly concentrated, immune messaging system, designed by nature to transfer critical immune programming from one individual to another. Transfer factors imprint on the infant immune system the recognition codes it needs to identify pathogens as hostile invaders.

Simply stated, transfer factors are tiny immune messenger molecules made up of a sequence of amino acids that impart immune signals between immune cells. In other words, transfer factors educate naïve cells about a present or a potential danger.

Through a special and patented process, concentrated transfer factors can now be "lifted" out of cow colostrum, collected and offered in a pure, powerful, concentrated extract.

### **Transfer Factors Speed the Critical Recognition Stage**

Did you know the time it takes to identify an invader is the time when we come down with the symptoms of an infection? It only stands to reason the sooner an invader is recognized, the shorter the duration of the illness.

An immature immune response can take ten to fourteen days to fully develop. In the meantime, you will feel the effects of "fighting off" an infection. Transfer factors can "induce" or speed up that recognition phase. A 1996 issue of Biotherapy reported that transfer factors could stimulate a response in less than twenty-four hours.

Clearly, if we add more transfer factors to our immune arsenal, the transfer of information from cell to cell is enhanced. You see, transfer factors work to teach new immune cells about old threats. As a result, we develop a stronger, more efficient immune system capable to fighting off constant assaults.

Transfer factors boost your immune system's ability to recognize and respond to specific antigens. They are considered all natural and work by "tutoring" your own immune system to identify infectious



agents that attack your body every day.

## **Transfer Factors Shorten Immune Response Time**

The unique action of transfer factors helps expedite the immune system's response to threat. How do transfer factors do it? The following illustrate how transfer factor speeds the immune system response.

- Transfer factors download extra information into human immune memory banks
- Transfer factors provide our T lymphocyte cells a blueprint to follow to build a swift attack, cutting down the time they take to fight infection.
- Transfer factors provide immune markers to more quickly guide T cell reactions to an invader.
- Transfer factors help the immune system widen its storehouse of antibodies, which helps to expand immune memory to better remember and deal with future infections.

## **Where Do Transfer Factors Come From?**

In humans, transfer factors from a mother's more experienced immune system pass to her baby via colostrum (the first milk that the offspring receives immediately after birth). Colostrum is packed with an army of immune components that pass to the newborn. In so doing, the new baby's immune system has the advantage of a much older one against millions of potential invaders. In addition, the immune tutors that come from the mother's colostrum train the infant's immune cells, so they can mount future defenses of their own.

Through colostrum, mother nature has provided a marvelous way for a baby's immature immune system to benefit from an older one that has already fought off thousands of infections. As a result, the infant is afforded protection and fortification in fighting off infections.

Through colostrum, the infant inherits the mother's immune data. Transfer factors, tiny molecular structures, are arguably the most valuable part of the colostrum.

The past notion that colostrum was only rich in nutrients and could be artificially replaced in formula led to a rapid rise in childhood allergies and a decrease in overall childhood health. Colostrum is so much more than a nutritious liquid.

## **Colostrum is Packed with Immune Builders**

While scientists knew that colostrum contained antibodies made by the mother against infectious organisms, they only recently recognized that transfer factors are also present in this nutritious fluid and are just as important.

## **Transfer Factors Are Not Species Specific**

We know now that transfer factors produced by a cow can work just as effectively in humans as they do in animals – something you cannot say about the antibody content of cow colostrum. In other words, transfer factors extracted from cow colostrum can give us the same type of advantage a newborn gets from its mother's first milk.

The ability to receive immune data transferred from the cow to the human has the potential to revolutionize the way we look at disease prevention in medicine.

Keep in mind that all mammals, including humans and cattle, come into constant contact with the same microorganisms. Animals and humans alike live in the same microbial world, and all mammals have immune systems that work alike.

When a cow comes in contact with a bacteria or virus or a parasite, its immune system responds the same way we do. It recognizes the invader, identifies it, responds, and then remembers. These immune memories are subsequently encoded on tiny memory molecules called transfer factors.

Through these tiny factors, we can actually borrow immune memory from a compatible source, the cow, which has already experienced hundreds of infectious organisms, so when we encounter any of these organisms as we inevitably do every day, we have an incredible advantage. Our immune forces skip the identification and recognition stage, which is the time we normally become ill, and go directly to the attack mode, or secondary stage of defense.

## **Differences Between Cow Colostrum and Transfer Factor Extract**

Cow colostrum naturally contains some random transfer factors but the overall "punch" of these factors pales in comparison to concentrated isolates of transfer factor. In other words, the ability to separate out transfer factors from the rest of cow colostrum results in a superior product. In addition, taking whole cow colostrum may cause an allergic reaction in those sensitive to cow's milk.

## **Who Discovered Transfer Factor?**

In 1949, Dr H. Sherwood Lawrence made a very significant discovery. In the process of studying tuberculosis, which was a major health threat at the time, he discovered an immune response could be transferred from a donor to a recipient through an injection of an extract of leukocytes (white blood cells). Further investigation led him to conclude that this immune extract must contain "factors" that made it possible to transfer the donor's immunity to the recipient. He called these molecules "transfer factors."

In 1989, two researchers completed what was to become a patented process for actually extracting transfer factors from cow colostrum, resulting in a concentrated form. The patent reference is U.S. Patent 4,816,563.

In 1999, the effectiveness and safety of transfer factor supplementation was validated by scores of clinical studies worldwide. Scientists are just beginning to grasp the profound implications of transfer factor therapy in determining the health of not only present, but future generations.

Dr Gary Wilson and Dr Greg Paddock successfully completed a myriad of tests to win USDA approval for their transfer factor technology. It is this unique, patented technology that makes it possible to isolate or to separate transfer factors from cow colostrum. Through this extraction technique, pure transfer factors can be collected from the cow's first milk, dried and then encapsulated for human consumption.

## **Is Transfer Factor Backed by Scientific Data?**

To date, over 3,000 clinical studies and papers have been published on transfer factors.

Scores of international, well-respected scientists and physicians have established the effectiveness and safety of transfer factors. Over the last fifty years, an estimated \$40 million has been spent on research, and study data strongly suggests that transfer factors offer extraordinary immune benefits. Well documented and scientifically validated, transfer factors have emerged as profoundly important tools to health maintenance worldwide.

Recently, a symposium on transfer factors was held in Italy where transfer factor researcher Dr D. Viza spoke about the potential of transfer factor in an era when "the toll of several diseases, such as cancer, continues to rise and the pathogenesis of AIDS remains elusive."

Anytime we can boost the action of natural killer (NK) cells (our immune cells that seek out and destroy foreign invaders); we greatly enhance our ability to fight disease.

In February of 1999, the Journal of the American Nutraceutical Association published a selection of 196 natural products or combinations, selected from over 400 products tested. Forty-four products were found to significantly enhance natural killer cell activity. The most powerful of these was able to increase natural killer cell action by 48.6%.

Transfer factor from colostrum was tested individually and raised natural killer cell activity by an extraordinary 103% above baseline values.

If that wasn't impressive enough, when transfer factor was combined with a variety of other natural compounds that also support immunity, it increased natural killer cell activity by 248% above baseline values!

What do these test studies suggest? Simply stated, these unprecedented numbers elevate transfer factor to the top of the nutraceutical list of immune boosters.

## ***The Implications***

Anyone who is prone to illness, i.e., colds, sore throats, ear infections, sinusitis, influenza, boils, chronic fatigue, parasites, fungal infections, tumors, compromised immunity, gum infections, etc., needs to take a serious look at the benefits of transfer factors. Transfer factors out-performed leading natural immune boosters with wide margins, suggesting that transfer factor isolates offer something more than other immune boosting compounds currently available.

## **Autoimmune Diseases and Transfer Factor**

Transfer factors can also suppress an overactive immune system involved in autoimmune diseases. If your immune system is too weak, you become susceptible to bacterial, viral, fungal and parasitic infections. If your immune system is overactivated, you become susceptible to autoimmune diseases, where the immune system attacks human tissue it mistakenly identifies as foreign such as lupus, Type 1 diabetes, rheumatoid arthritis, psoriasis, etc.

## ***Transfer Factors for Overactive Immune Functions***

Transfer factor isolates contain immune modulators made up of both activators and suppressors, which not only serve as a wake-up call to immunity, but also help to normalize and balance an overly aggressive immune system as seen in cases of, chronic fatigue, rheumatoid arthritis, multiple sclerosis and lupus.

In 1976, transfer factor pioneer H. Sherwood Lawrence began investigating the potential of transfer factor for people with autoimmune disorders. Today, transfer factor can be used to treat various autoimmune conditions because it serves to modulate and normalize immune response.

Dr William Hennen, Ph.D., an expert in pharmacological compounds and author of Transfer Factor and Enhanced Transfer Factor, has done extensive research on the therapeutic benefits of these immune molecules. The following information on a few diseases and disorders that can be treated with transfer factors comes from his exhaustive investigations:

**Juvenile rheumatoid arthritis.** Japanese researchers found that transfer factor supplementation was used with good success in cases of juvenile rheumatoid arthritis that were unresponsive to even high doses of steroids and immunosuppressants.

**Juvenile diabetes mellitus.** In 1996, scientists reported that both the inducer and suppressor actions of transfer factor preparations might have contributed to its long-lasting, anti-diabetic effect in studies. This is good news for anyone with Type 1 diabetes.

**Atopic dermatitis.** Thirty test subjects with moderate to severe atopic dermatitis were treated with transfer factor supplementation and significant improvement was seen in the four major symptoms of this painful skin disorder.

## **Transfer Factor for Children**

**FACT:** Children have immature immune systems and are prone to infections that easily spread in day-care and school settings.

**FACT:** Children often eat diets high in sugar and low in nutrients necessary to support immunity.

**FACT:** Children spread infections rapidly in school and day-care centres.

**FACT:** Ear infections are increasing with heavy reliance on antibiotic drugs that are rapidly failing to control the recurring infections.

**FACT:** Antibiotic overuse in children causes compromised immunity and the development of antibiotic-resistant bacteria.

Transfer factors are benign, completely safe, tasteless and easy to take. Children seem to especially benefit from transfer factor supplementation. These factors are usually placed in a benign, complete safe and tasteless carrier substance that can easily be added to formula or food.

Dr David Markowitz, a pediatrician who practices in Maine has just finished a review of his first twelve months' experience with transfer factor supplementation. The study found that eighty-eight children who used transfer factor isolates daily at the recommended doses for six or more months showed a 74% reduction in reported illness and an 84% reduction in antibiotic use. Using any measure, these are very significant results. Of equal importance is the fact that no side effects were reported. In addition, Dr Markowitz emphasized that initial results indicate that over \$25,000 was saved by the group using transfer factor supplements in medical care, office visits, and drug costs.



## **Transfer Factor for Childhood Ailments**

### ***Autism***

Autism may be caused by exposure to a virus, especially rubella, which causes a form of measles. Many researchers believe that the battle between a very young and immature immune system and the virus causes the development of autism. In addition, some studies suggest that true autism may be an abnormal reaction to a live virus vaccine in certain susceptible children that have immature immune systems. Researchers have found that autistic children often suffer from weak immune systems. Of twenty-two autistic children treated with transfer factor supplements, twenty-one responded favorably. Ten of the children improved both emotionally and mentally, enough that they were able to enter mainstream schools.

### ***Cancer***

Dr Markowitz has also seen the value of transfer factor therapy for an eleven-year-old boy with lymphoblastic leukemia. After chemotherapy and a bone marrow transplant, he still experienced a relapse, and his leukemia actually became more severe. Enhanced transfer factor supplements were used in combination with chemotherapy treatments, and the results have been very encouraging. Supplementing chemotherapy with transfer factor appeared to support the boy's immune system and prevent the infections that usually take hold during treatment. His doctors believe that his supplementation with transfer factors most likely spared him the life-threatening complications of infectious disease and apparently improved his tolerance of a very toxic course of chemotherapy.

## **Transfer Factor: A Boon for the Elderly**

When it comes to beefing up deteriorating immune systems, transfer factor can turn back the clock. Consider the fact that hundreds of studies tell us that immune vigor declines with age contributing to increased infection and even death. If transfer factor supplementation can help the immature immune systems of children fight disease, it can exert a similar beneficial action in the elderly.

Older individuals are susceptible to yeast infections, bladder infections, mental disorders and influenza, which accounts for thousands of deaths annually among older communities. Supplementing a good diet fortified with additional vitamins and minerals for older individuals could help prevent devastating infections, which are costly both in terms of money and of misery.

## **The Viral Vice and Transfer Factors**

It is also so vitally important to understand that medical science offers little in the way of viral treatment. Transfer factors can help to protect us against viral infections like various strains of herpes and influenza. Dr William Hennen's research points to Chinese and European studies that have found a dramatic drop in the duration and recurrence of herpes infections. What this means is that transfer factor can not only treat existing herpes, but also prevent future breakouts as well. This same action may apply to other viral infections like chronic fatigue, influenza and bronchitis.

## **Epstein-Barr and Chronic Fatigue syndrome**

Dr Hennen cites a study in which three out of six patients treated with transfer factor for Epstein-Barr virus (which causes chronic fatigue), showed significant improvement. Other viruses such as chicken pox, measles and even the common cold can be treated with transfer factor. Another study referenced by Dr Hennen revealed that transfer factor supplementation in two patients with chronic fatigue resulted in total remission, and seven showed dramatic improvement.

## **Herpes**

Herpes is a viral infection that is difficult to treat. Dr Hennen refers to a clinical trial of thirty-seven patients with herpes, in which 62% showed marked improvement in either a recurrence or in the duration of herpes, going from twelve herpes incidences per year to 3.5 with transfer factor supplementation. Another study published in a 1996 issue of Biotherapy concluded that transfer factor treatment selectively affects immune cell production against the herpes simplex virus.

## **Hepatitis**

Dr Hennen also states that the use of transfer factor has been shown to be highly effective in treating hepatitis. He points out that it has been reported that six million Chinese currently take hepatitis-specific transfer factor to prevent outbreaks of this prevalent disease.

## **Fibromyalgia**

Although the cause of fibromyalgia, (a chronic musculoskeletal disease) remains unknown, anecdotal evidence exists that transfer factor therapy combined with other natural agents such as magnesium and malic acid works to ease symptoms.

## **Cancer (**

**FACT:** One in every three Americans will develop cancer. 1.2 million cancer cases are diagnosed every

year in this country, and that number is going up, not down. Of these, six of ten people will die within five years.

**FACT:** One in every four deaths (over 500,00 each year) is attributable to cancer, and the rate is rising. The good news is that the National Cancer Institute estimates that over 75% of all cancer cases are preventable.

**FACT:** According to some experts at the National Cancer Institute, we are losing our battle with cancer because we've been on the wrong track. Prevention rather than cure should become our new emphasis.

What is cancer? It is a disease characterized by the uncontrolled growth of abnormal cells permitted to reproduce due to extensive immune collapse. Cancer is allowed to grow because our immune surveillance system falls asleep.

Our immune watch guards single out identify and destroy carcinogenic agents that enter the body daily. Immune cells such as B-lymphocytes produce antibodies designed to attack and eradicate malignant cells, and a variety of immune chemicals keep tumors in check.

Given the multifaceted defense strategy of our immune system, it is remarkable that in some people, cancer cells grow without any detection. Why? Because people with faulty immune responses are at a much higher risk of developing cancer.

Because many of us cannot avoid exposure to pollution, pesticides, additives, ultra-violet rays, etc., it is crucial that we boost our natural immune defenses to protect us against cancer.

## **Transfer Factor as a Support to Chemotherapy**

Cancer patients who are undergoing chemotherapy or radiation which greatly weaken the immune system, can greatly benefit from taking transfer factor supplementation. Transfer factor supplementation serves to protect the body from "opportunistic" infections, which often occur during these treatments.

Dr Duane Townsend, former director of gynecologic oncology at LDS Hospital in Salt Lake City, puts all of his cancer patients on transfer factor treatments to boost their immune systems' abilities to respond to any health challenges.

Both Japanese and Chinese clinical studies found that the immunosuppression that results from chemotherapy can be prevented by using transfer factor isolates. Keep in mind that the elimination of

dying or dead cancer cells is monitored by the immune system. Italian, Japanese and American studies tell us that the use of transfer factor isolates to boost immune function after surgery significantly improves the chances of cancer-free future.

## **Bacterial Infections and Transfer Factor**

In his research, Dr William Hennen refers us to studies that suggest transfer factor supplementation may slow the rate at which bacteria grows, which then permits the immune system added time in which to mount an attack. In other words, this window of time allows for the production of specific antibodies needed to win the bacterial war.

### ***Bladder Infections***

Dr William Hennen, a biochemist and expert in transfer factor therapy and author of Transfer Factor, has stated:

"A woman suffering from chronic bacterial cystitis (bladder infection) who took a transfer factor preparation designed to treat both candida and cytomegalovirus found that her recurrence rate was reduced to less than 15% of per previous suffering."

### ***Salmonella***

Salmonella is the organism that is responsible for great many cases of food poisoning. Dr Hennen, in his book Transfer Factor, tells us that scientists at the Department of Microbiology, Immunology and Animal Hygiene, at the University of Veterinary Medicine, in Kosice, Czechoslovakia studied the effect of transfer factor therapy in calves infected with salmonella. They found that the earlier these calves received the transfer factor, the better they dealt with the salmonella. He also points out that another study reported that using specific transfer factor preparations inhibited the ability of the salmonella organism to penetrate tissue.

## **Fungal Infections and Transfer Factor Therapy**

Regarding fungal infections caused by *Candida albicans*, Dr Hennen cites studies showing that the sooner transfer factor is given the better the result. He reminds us that mycobacteria, which are fungus-like bacteria, have also been successfully treated with transfer factor. This class of bacteria include tuberculosis has re-emerged in this country of the last few years.

## **Parasitic Infections and Transfer Factor**

Dr Hennen also stresses that transfer factor isolates have been successfully used to treat a number of parasitic diseases including cryptosporidiosis, which took the lives of forty people in Milwaukee when it contaminated drinking water supplies.

## **Transfer Factor for Better Overall Health**

If you believe that waiting until you get sick and then taking action is the only way to confront illness, your health price tag may be exorbitant. Taking control of immune health before a crisis occurs is by far the better way to go. Most of us wait to "catch" something before we give our immune system extra help. All of us can get a jump on illness by dealing disease a knockout punch before it strikes.

Remember that every human being houses a multitude of bacteria, viruses and even malignant cells that never pose a threat because a well-operating immune system is doing its job.

It is when we let our immune defenses break down that the risk of serious illness presents itself. There is no magic bullet in the treatment of disease, as we have seen in the case of antibiotic abuse. Therefore, fortifying our immune systems on a day to day basis is the best way to protect our families and us from the threat of pathogens, poor diet, pollution, and stress. We must build up our natural resistance to disease rather than rely on drugs after we get sick; drugs that not only come with a whole host of side effects, but may ultimately fail us as well.

## **Take Transfer Factor Every Day**

Research confirms that transfer factor supplementation helps to protect the immune system, so it can protect us from disease threats linked to the following:

- international travel camping daycare
- nursing homes hospitals workplaces
- pollution additives carcinogens
- stress new bacteria potent viruses

Studies strongly suggest that taking transfer factor supplements before an infection has a chance to take hold gives the recipient the best chance to overcome that infection more rapidly.

In addition, at the first sign of sickness, stepping up the dose of a transfer factor supplement or using it in combination with other immune-boosting compounds provides an optimal therapeutic effect.



## **Safety of Transfer Factor in Supplement Form**

Transfer factor supplementation has an excellent safety record. No adverse side effects associated with transfer factor supplements have been reported, even when given in high doses both orally and intravenously over long periods of time. Transfer factor supplements are safe for everyone from infants to the elderly. Placed in carrier agents, oral supplements are easy to take, tasteless and well accepted by anyone regardless of age. Keep in mind that since 1949, transfer factors have been studied extensively. The over-whelming consensus is that transfer factors taken in supplement form, can relieve suffering and do so in a perfectly safe way.

## **Who Can Take Transfer Factor?**

Transfer factor is safe and effective for men, women and children of all ages.

### ***Even Pets can Benefit From Transfer Factor***

Pets are just as susceptible to infection as we are. Using transfer factor therapy for pets is an excellent way to fortify animal immunity and health. As mentioned, the transfer factors extracted from cow colostrum are not species specific. Dogs, cats, horses, etc., can benefit from their immune codes as well as humans can. Because transfer factors are so safe, they offer a convenient way to protect your pet against harmful microbial threats. Transfer factor supplements are especially beneficial for animals that have been injured, are old, or seem prone to certain types of infectious diseases. They have been used in dogs, cats, horses and other mammals.

### ***Is Transfer Factor Allergenic?***

Remember that transfer factor concentrates do not contain the large proteins that are responsible for milk allergies. Look for transfer factor products that are obtained from high quality milk-producing herds in the United States that are strictly controlled to ensure excellent quality and safety. The patented process on record in which lactose and large milk protein (proteins that cause milk allergies) are removed has been proven effective in producing high-quality transfer factor isolate.

## **Enhancing Transfer Factor through Diet**

Although transfer factor isolate alone has extraordinary properties, adding certain immune-boosting phytochemicals, vitamins and minerals can make a good thing even better. Clearly, a pure transfer factor extract should be the basic building block for superior immune function, but adding complimentary compounds makes for a multifaceted immune supplement. In other words, this broadens the immune shield of transfer factors through the mutual action of selected immune-friendly

substances. List below is several natural compounds that strengthen the immune.

### ***Cordyceps Sinensis***

Highly prized by the Chinese as an impressive herbal immune tonic, this fungus has been tested in over 2,000 subjects. Considered extremely safe, this herbal compound increases a variety of immune actions by boosting immune chemicals such as interleukin-1 and 2 and boosting the count of helper-T and natural killer cells to fortify and expand the immune system's ability to respond to invaders (infectious, carcinogenic etc). Of equal importance in that Cordyceps sinensis also suppresses inappropriate immune reactions as seen in autoimmune diseases and has anti-tumor properties as well.

### ***Beta-Glucans***

Complex polysaccharides present in astragalus, maitake and coriolus mushrooms have the unique ability to act as "immuno-modulators" and are being researched for their potential role in AIDS and cancer. Current studies indicate that at the very least these compounds can prevent white blood cell numbers from falling in persons given chemotherapy and radiotherapy, and work to elevate antibody levels in healthy persons. Beta-glucans are considered the workhorse of the immune activating polysaccharides and are well absorbed when taken orally. They are currently under investigation as a supportive tool for HIV infection.

### ***Echinacea***

Echinacea stimulates the production of immune natural killer cells and destroys a broad range of disease-causing bacteria. Echinacea can be a boon to elderly individuals who are particularly susceptible to bacterial infections. A new study conducted by scientists at McGill University in Montreal, Canada showed that two weeks of supplementation with echinacea rejuvenated the production and action of immune killer cells even in animals of advanced age. In addition, several other studies have concluded that echinacea taken orally stimulates the function of a variety of immune cells, particularly natural killer cells.

### ***Berberine-containing Herbs***

Herbs like goldenseal and goldenthread contain a powerful alkaloid called berberine, which also has natural antibiotic action. This year, scientists from the Biotechnology Centre at Tufts University in Medford, Massachusetts reported that berberine inhibited the growth of a very resistant strain of staphylococcus. Staph infections are difficult to treat by any standards. In addition, an article in the April 2000 issue of Alternative Medicine Review stated that berberine extracts have significant antimicrobial activity against a variety of organisms, including bacteria, viruses, and fungi. Berberine-containing herbs top the list for bacterial diarrhea, intestinal parasites, and for bladder and eye

infections.

### ***Mannans***

Mannans (specifically acemannan) are a carbohydrate extracted from the gel of the aloe vera leaf. This compound is thought to make aloe gel so healing for burns and other skin disorders. Studies show that acemannan increases the number and killing capacity of T lymphocytes by almost 50%. It also has significant anti-tumor activity and can help prevent the replication of viruses in the body. Acemannan is one of a few plant extracts used in people with AIDS. Studies confirm that it has significant value for bacterial, viral, and fungal infections.

### ***IP6***

Also known as inositol hexaphosphate or phytic acid (IP6), this compound is found in legumes and the bran portion of several grains. The reason that high-fiber diets are considered anti-cancerous may be due to this very phytochemical. Several laboratory tests have confirmed that IP6 has impressive anti-cancer actions and in 1992, a patent was obtained to mix IP6 with inositol. IP6 is rapidly absorbed and is one of the most impressive anti-cancer compounds found in nature.

### ***Zinc***

Zinc supplements have been reported to considerably increase immune function. This effect may be especially important in the elderly.

### ***Vitamin A and Beta Carotene***

Vitamin A plays an important role in immune system function and helps mucous membranes, including those in the lungs resist invasion by microorganisms. Beta-carotene and other carotenoids boost immune cell numbers and activity in both animal and human research. Placebo-controlled research has confirmed the positive benefits of beta-carotene supplements in increasing numbers of some white blood cells and enhancing cancer-fighting immune functions.

### ***Vitamin C***

Vitamin C stimulates the immune system by enhancing interferon levels and boosting the activity of certain immune cells. In controlled reports studying people doing heavy exercise, cold frequency was reduced an average of 50% with vitamin C supplements ranging from 600 to 1,000 mg per day.

## ***Vitamin E***

Vitamin E enhances some aspects of immune cell activity especially in the elderly. A combination of antioxidant vitamins A, C, and E significantly improved immune cell number and activity compared to placebo in a group of hospitalized elderly.

## ***Thymic Factors***

The thymus gland produces a complex array of factors that work together to transform immature lymphocytes (white blood cells) into T cells. Two decades ago, a key thymic protein was discovered and isolated. This protein actually programs T4 helper cells in the immune system to seek out an invading pathogen and gives the go-ahead to T8 killer cells to search and destroy disease organisms. A patented process has been developed to grow this specific protein for commercial use in supplement form.

## ***Glutamine***

This amino acid is important for healthy immune system function. Liquid diets high in glutamine have been reported to help critically ill people recover more rapidly. One double blind study giving athletes who were prone to respiratory infections glutamine reported 81% without subsequent infection compared to 49% in the placebo group.

## ***Lactobacillus acidophilus***

This supplement helps replace friendly bacteria in the gastrointestinal tract that may help protect the body from potentially harmful organisms that reside in the intestine and can cause infection. Infectious diarrhea in children has been successfully reduced with acidophilus supplementation.

## **Conclusion**

Transfer factors could be the most exciting discovery in immunology to date. **As the 21<sup>st</sup> century unfolds, these tiny molecules will hold the key to health and well being. If you are interested in keeping up with the latest technology in health maintenance, transfer factors should top your list of natural supplements for the 21<sup>st</sup> century.**

## **Glossary**

**Antibodies:** Large protein molecules that bind to an antigen initiating a cascade of events that will eventually destroy the antigen organism or substance.

**Antigen:** Any substance that enters the body and causes the production of specific antibodies to fight against it.

**Autoimmune disorder:** Abnormal activity of the immune system in which antibodies are produced against the body's own tissue rather than a foreign invader.

**B Cells:** Immune cells that produce antibodies.

**Cell-mediated Immunity:** Immune actions not influenced by antibodies that build up resistance to disease-causing organisms.

**Colostrum:** The first milk of mammals that is initially consumed by the suckling offspring and contains nutrients, antibodies and transfer factor molecules.

**Eosinophils (and Basophils):** White blood cells that secrete histamine and other compounds in allergic reactions and also work to break down antigen-antibody substances.

**Immunoglobulines:** Another term for antibodies.

**Interferon:** A powerful immune-boosting compound that is made in cells to fight off viruses and malignant cells.

**Lymph Nodes and Vessels:** Components of the immune system that collect and disperse fluid called lymph, which is filtered and returned to the blood.

**Lymphocyte:** A white blood cell that is found in the lymph nodes.

**Macrophages:** Monocytes that live in lymph, spleen and liver tissues and consume foreign matter and infectious invaders.

**Monocytes:** White blood cells that collect debris after infections.



**Neutrophils:** White blood cells that surround the consume disease organisms and dead tissue.

**T Cells:** A type of lymphocyte that is controlled by the thymus gland. Controls many immune functions. Helper T cells boost white blood cell activity, suppressor T cells inhibit their mechanisms and killer T cells attack and destroy foreign invaders.


**Thymus Gland:** The primary immune system organ that produces T cells and cell-mediated immunity.

**White Blood Cells:** A group of several types of blood cells that include eosinophils, basophils, monocytes and lymphocytes.

## References

### [Transfer Factor Natural Immune Booster](#)

By William J. Hennen Ph.D.



In this 48-page booklet by Dr. Hennen, you will read about Transfer Factor; its source, history, and its roll in protecting us from modern-day threats to our immune system. Scientists and health experts have long recognized the immune system's role in preserving good health. But the revolutionary discovery of transfer factors has essentially filled in a missing element of immune function. In this booklet, Dr. William Hennen examines how transfer factor cells from outside sources can provide the human body with valuable and new information about invading diseases. He also reviews the recent research, its safety and possible use.

Read about research and the results of using transfer factors in the fight against:

Heart Disease	Arthritis
Obesity	Herpes
Epstein-Barr	Chronic Fatigue Syndrome
Hepatitis	Aids
Fungal Infections	Parasites
Cancer	Autoimmune Diseases
Juvenile Diabetes	Atopic Dermatitis
Lou Gehrig's Disease	Autism
Alzheimer's Disease	Epileptic Seizures
Multiple Sclerosis	And much more....

**[Immune Regulators in Transfer Factor](#):** [Proceedings]  
by 3D, Wadley Insti International Symposium on Transfer Factor

**Independent Study** - [4Life](#) Transfer Factor and Transfer Factor Plus were tested for their ability to increase Natural Killer Cell (NK) activity. The researchers used peripheral blood mononuclear cells (PBMC) isolated from human volunteers. Test results showed that 4Life Transfer Factor boosted NK cell activity 103% above normal immune response without supplementation, more than two times higher than the next highest product. The study also showed that Transfer Factor Plus increased the NK cell activity 437% above normal immune response without supplementation, or about five times higher than any of the other previously tested products. [Transfer Factors Products Are Available World Wide](#)

## Conclusion

**Transfer factors could be the most exciting discovery in immunology to date. As the 21<sup>st</sup> century unfolds, these tiny molecules will hold the key to health and well being. If you are interested in keeping up with the latest technology in health maintenance, transfer factors should top your list of natural supplements for the 21<sup>st</sup> century.**

## Glossary

**Antibodies:** Large protein molecules that bind to an antigen initiating a cascade of events that will eventually destroy the antigen organism or substance.

**Antigen:** Any substance that enters the body and causes the production of specific antibodies to fight against it.

**Autoimmune disorder:** Abnormal activity of the immune system in which antibodies are produced against the body's own tissue rather than a foreign invader.

**B Cells:** Immune cells that produce antibodies.

**Cell-mediated Immunity:** Immune actions not influenced by antibodies that build up resistance to disease-causing organisms.

**Colostrum:** The first milk of mammals that is initially consumed by the suckling offspring and contains nutrients, antibodies and transfer factor molecules.

**Eosinophils (and Basophils):** White blood cells that secrete histamine and other compounds in allergic reactions and also work to break down antigen-antibody substances.

**Immunoglobulines:** Another term for antibodies.

**Interferon:** A powerful immune-boosting compound that is made in cells to fight off viruses and malignant cells.

**Lymph Nodes and Vessels:** Components of the immune system that collect and disperse fluid called lymph, which is filtered and returned to the blood.

**Lymphocyte:** A white blood cell that is found in the lymph nodes.

**Macrophages:** Monocytes that live in lymph, spleen and liver tissues and consume foreign matter and infectious invaders.

**Monocytes:** White blood cells that collect debris after infections.

**Neutrophils:** White blood cells that surround the consume disease organisms and dead tissue.


**T Cells:** A type of lymphocyte that is controlled by the thymus gland. Controls many immune functions. Helper T cells boost white blood cell activity, suppressor T cells inhibit their mechanisms and killer T cells attack and destroy foreign invaders.

**Thymus Gland:** The primary immune system organ that produces T cells and cell-mediated immunity.

**White Blood Cells:** A group of several types of blood cells that include eosinophils, basophils, monocytes and lymphocytes.

## References

[Read: Transfer Factor Natural Immune Booster](#) By William J. Hennen Ph.DD



[The Germ Survival Guide](#) recommends transfer factors supplementation

Transfer factors have been highly praised in The Germ Survival Guide, a new book written by Kenneth A. Bock, M.D., Steven J. Bock, M.D., and Nancy Faass, MSW, MPH. and published by McGraw Hill. The book is designed to give families and individuals preventative strategies to use to protect against germs and environmental threats. [Transfer factors](#) are extolled in the book as an effective way to optimize immune system function so that personal immunity is at its best in the

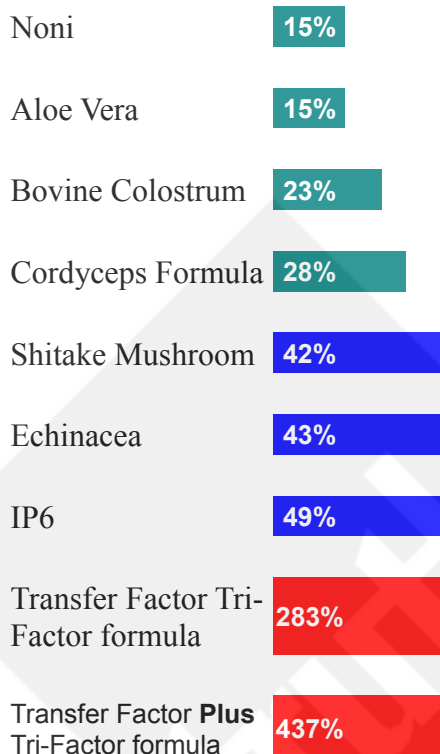
face of a variety of health threats.

### First Ever Dietary Supplement to be Approved for Use by Doctors and Hospitals in Russia

Transfer factors products as immune modulators have been approved for use in hospitals and clinics in the Russian Federation. The results of ten separate clinical trials and two experimental studies on Transfer Factor products were combined in a [Methodological Document that was approved by the Ministry of Health](#), which now allows doctors to recommend [transfer factors products](#) to their patients.

Nutraceuticals  
Tested

#### Percent (%) Rise in NK Cell Activity Over Baseline



[Transfer Factor Plus](#) is 5 times more effective in creating NK cell activity than IP6 - which was the highest of the previously tested group of 196 Nutraceuticals.

[Transfer Factors Products Are Available World Wide](#)

### The Transfer Factor Report

by **William J. Hennen, Ph.D.**

Excerpted from Transfer Factor: Natural Immune Booster© 1998 Printed by Permission from Woodland Publishing

### An Introduction

Our health is directly influenced by our immune system. A balanced and healthy immune system is central to the body's ability to defend against infections. "It is our ability to create a healthy immune system that represents the

greatest potential for gains in human health."<sup>1</sup>

Today, however, many factors contribute to the general weakening of the body's defenses. Antibiotics have begun to fail as the resistance of many infectious strains multiplies. Due to the failure of government control of health codes, deterioration of water quality, and frequent international travel diseases now spread more easily than ever before.

Fortunately, recent research has uncovered a natural agent that can increase our ability to fight disease and improve the quality of life for many people. *Transfer factor* is the name given to this relatively new agent. It is found in colostrum and other sources and is a natural way of strengthening our immune systems against disease.

### What is *Transfer Factor*?

*Transfer factor* is the most exciting health discovery in recent decades. *Transfer factors* are small immune messenger molecules that are produced by higher organisms.<sup>2</sup> Their role is to transfer immune recognition signals between immune cells and thereby assist in educating naive immune cells about a present or potential danger.

In the harsh and hostile environment in which a baby suddenly finds itself, invading microorganisms could rapidly overcome and destroy the new life. Nature has provided a procedure to rapidly educate the infant's naive immune system. Prior to delivering a baby, the expectant mother prepares a natural immunizing cocktail that she includes in the first milk (colostrum) she provides to her new baby. *Transfer factor* is a key part of this process.

Dr. C. H. Kirkpatrick determined that *transfer factors* were small peptides of about eight amino acid residues.<sup>7</sup> Eighteen different amino acids have been represented which may combine to create billions of different *transfer factors*. These very small *transfer factor* molecules contain the essence of the immunological message.

*Transfer factors* do not elicit an allergic response and are not species-specific. What this means is that *transfer factors* produced by a cow are just as effective in humans as they would be in another cow. This exciting ability could spark a revolution in medicine and has prompted the following statement: "*Transfer factor* [has] an important role to play in modern medicine which, from AIDS to Ebola, faces the emergence of new viruses or the resurfacing of old pathologies such as tuberculosis."<sup>4</sup>

*Transfer factor* have been successfully used to treat the following diseases:

viral	fungal	neurological
parasitic	malignant diseases	autoimmune

### Overview of the Immune System

The immune system is a multifaceted system comprised of more than a trillion cells, with a collective weight of about 1 kg (2.2 pounds).<sup>2</sup> There are three essential properties of the immune system: first, it has the ability to recognize alien substances such as bacteria, viruses, and parasites; second, it specifically reacts to each invading pathogen; and third, the immune system remembers the alien invader and quickly repels future invasions.<sup>5</sup>

Many infectious agents mutate readily, thereby presenting a different appearance to the immune system. This is the reason that we are repeatedly susceptible to viral infections such as colds and flues. Some parasites also rapidly mutate to evade our immune defenses. This is the reason for the cyclical flare-ups experienced by malaria victims. Each mutation that alters the appearance of the virus or parasite must be dealt with by a separate immune response.

Within the immune system there are two separate responses to abnormal or foreign substances. The first response is called the humoral immune reaction which involves the production of immunoglobulins, often referred to as "antibodies." The second response is the cellular immune response, or cell-mediated immunity (CMI). This response depends on communication between various types of immune system cells (lymphocytes).

### ***Transfer factor and the Immune Function***

**To communicate between cells, the immune system employs hormone-like signal substances. *Transfer factors* are one class of immune communication substances that have been recently discovered.**

An immature immune response may take 10-14 days to fully develop. This is what is called delayed hypersensitivity. Such a delay is not always healthy, as can be attested to by anyone who has fought a cold or flu for two weeks or more. *Transfer factors* can help because they include both inducer/helper functions (Inducer Factors) and a suppressor function (Suppressor Factor).<sup>9</sup> The Inducer Factor is the *transfer factor* component that translates an apparently mature immune response from the donor to the recipient. *Transfer factors* have been shown to induce an immune response in less than 24 hours.<sup>9</sup> Nevertheless, an overactive immune response to innocuous agents such as pollens or even our own body cells is not healthy. Suppression of such overreactions helps to control allergies and to prevent autoimmune diseases. Thus, both Inducer Factor and Suppressor Factor are part of an immunoregulatory network that keeps our immune system balanced.

Colostrum, the first milk produced by mammals, is a rich source of *transfer factors*.<sup>11</sup> The role of the *transfer factors* in colostrum is to imprint on the infant immune system the recognition codes it needs to identify pathogens as hostile invaders.<sup>12</sup> In an infant, initial immunity is established rapidly if the baby is allowed to nurse. Infants who are not breast-fed consistently show a greater susceptibility to infections and allergies.

The immunoglobulins found in colostrum can (and do) cause allergic reactions in other species. They are the source of most cow-milk allergies in humans.<sup>3</sup> *Transfer factors*, on the other hand, are not allergenic. In addition, as would be expected from the discovery of *transfer factors* in colostrum, it has been shown that *transfer factors* are equally effective whether administered by injection or taken orally.<sup>7 13</sup> It has also been shown that a long-term oral administration of *transfer factor* preparations is safe.<sup>14 15</sup> Infants and the elderly are the two groups especially at risk for infections. Oral administration of *transfer factor* is convenient and easily accepted by these age groups.<sup>16</sup>

### ***The History of Transfer Factor***

Dr. H. Sherwood Lawrence discovered that an immune response could be transferred from a donor to a recipient by injecting an extract of leucocytes.<sup>6</sup> The extract was postulated to contain a factor capable of transferring the donor's immunity to the recipient. Lawrence called this substance *transfer factor*, the term now used by scientists.

Thousands of papers have been published on the use of *transfer factors*. Early on, results were erratic--everything from a complete and miraculous cure to a complete and total failure could be expected. The promise of *transfer factor* as the answer to all our immunological problems seemed too good to be true. A number of conditions were working against scientists that were exploring the potential of *transfer factor*. Three of these conditions are especially noteworthy: 1) complexity, 2) quality control, and 3) conventional bias.

*Transfer factor* extracts are complex, containing an estimated 200 or more individual *transfer factors*; not a single chemical entity like a standard pharmaceutical drug. Just as in nature, synergy between parts is the key. Separating natural products into their individual components often diminishes either efficacy (as in the case of St. John's wort and hypericum) or safety (as in the case of foxglove and digitalis). This may also be true for *transfer factors*. Indicative of this is the recent discovery of two, new, potent, *transfer factor* molecules, IMREG I and IMREG II.<sup>17</sup> Each of these molecules has its own specific function and purpose in a balanced immune system.

The second hurdle that had to be overcome was one of quality control. No reliable assay was available to test whether the extract was properly prepared. This problem was overcome by Wilson and Fudenberg, who were issued a patent for their discovery.<sup>18</sup>

The third issue is a matter of intellectual bias, often seen when a new concept or discovery is introduced. The idea of *transfer factors* simply flies in the face of conventional immunology. We could draw a parallel between medieval biases and those of today. In the 14th century, the Black Plague killed a quarter of the European population.<sup>19</sup> Attempts to deal with the Plague were blocked by superstitious adherence to conventional beliefs. Similarly, the progress of *transfer factor* research has been inhibited by the conventional dogmas of immunology. Even now this bias stifles progress that could be made in critical areas. In a recent international symposium on *transfer factors*, Dr. D. Viza stated,

At the end of the 20th century, the triumph of biology is indisputable. . . . However, the triumph of biological science is far from being complete. The toll of several diseases, such as cancer, continues to rise and the pathogenesis of AIDS remains elusive.

In the realm of inductive science, the dominant paradigm can seldom be challenged in a frontal attack, especially when it is apparently successful, and only what Kuhn calls 'scientific revolutions' can overthrow it. Thus, it is hardly surprising that the concept of *transfer factor* is considered with contempt . . . [since] its putative mode of action contravenes dogmas of both immunology and molecular biology. And when facts challenge established dogmas, be [it] in religion, philosophy or science, they must be suppressed . . . because they challenge the prevalent paradigm. However, when observations pertain to lethal disorders, their suppression in the name of dogmas may become criminal. Because of the failure of medical science to manage the AIDS pandemic, *transfer factor*, which has been successfully used for treating or preventing viral infections, may today overcome a priori prejudice and rejection more swiftly.<sup>20</sup>

Emerging strains of new, antibiotic-resistant "super-bugs" are a global problem.<sup>8</sup> Over a dozen new food borne pathogens have been identified in the last twenty years.<sup>10</sup> The American Society for Microbiology lamented that the spirit of cooperation and trust needed to deal with these problems appears to be lacking.<sup>21</sup>

Just as clear evidence suggested a solution in dealing with the Black Plague, so too clear evidence indicates a potential solution to our modern plagues. We must take individual responsibility for our own health by strengthening our immune systems. This is the most critical health issue we face and *transfer factor* can play a major role in maintaining our immediate and long-term health.



## Transfer Factor

### Natural Immune Booster

"Scientists and health experts have long recognized the immune system's role in preserving good health. But the revolutionary discovery of "transfer factor" has essentially filled in a missing element of immune function. In this booklet, Dr. William Hennen examines how transfer factor cells from outside sources can provide the human body with valuable and new information about invading diseases. He also reviews the recent research, its safety and possible use."

### Transfer Factor Patent Holder Comments:

"We know *transfer factor's* history of safety. Chang, at the Wadley Institute of Molecular Medicine in Texas, injected humongous amounts of *transfer factor* in people just to prove that it was safe. He went way overboard to prove safety. The nice thing about *transfer factor*, when prepared in the way it will be distributed by **4Life™**, it evokes no immune response against it by the recipient, and there's no problem about immune complex diseases and it's, therefore, much safer."

### Dr. Greg Wilson

#### Transfer Factor Patent Holder

"Through the research that Dr. Wilson and I have done in the development and characterization of Colostral TF, we have patented this technology. This patent includes the manufacture and use of Colostral TF, and this patent has been licensed to **4 Life**." [Transfer Factors Products Are Available World Wide](#)

### Dr. Gary Paddock Transfer Factor Patent Holder

---

## Treating Chronically Ill Patients with Transfer Factor

An Exclusive Interview with **Dr. Carol Ann Ryser, M.D.** - (excerpt)

Since 1998, Dr. Carol Ann Ryser has been using Transfer Factor to treat her chronically ill patients, and has experienced considerable success in diminishing symptoms and achieving overall health improvements among those patients. In this exclusive interview, Dr. Ryser discusses her experience with Transfer Factor as an effective treatment for chronic illness.

**Dr. Ryser:** "The diagnosis of a patient is of utmost importance. I perform a series of genetic testing with PCR (Polymer Chain Reaction) that tells me the specific bacteria or virus(es) a patient has. Transfer Factor helps with viral, bacterial, and fungal infections as well as parasites, and supports the immune system while treating the problems a patient has. Regarding what formulas of Transfer Factor I use for different patients, I use the plain Transfer Factor as a general prevention treatment, especially for infections and allergies and for patients with Epstein-Barr, Chronic Fatigue Syndrome."

**Q:** How much Transfer Factor do you typically recommend, and for what kind of patient?

**Dr. Ryser:** "For chronically ill patients, including those with chronic sinusitis, and multiple allergies, I recommend six capsules a day, and depending on the severity of their symptoms, I might recommend up to twelve capsules a day. For Epstein-Barr patients, I typically recommend three capsules a day of Formula 540 for adults, taken



morning or evening as they prefer, because it can make them tired. For children ages 7-12 or 13, depending on weight, I will recommend two capsules a day, to be taken at bedtime.

When a patient is beginning to get sick and is coming down with a fever, I will have them take two capsules every 2-3 hours, for 24 hours, and that usually knocks the virus "off its socks," so to speak. This dosage of Transfer Factor can nip a fever in the bud, by supporting the immune system's natural killer cells.

I also treat fibromyalgia patients with Transfer Factor. I believe that fibromyalgia is most commonly caused by infections, including bacteria, yeast, and parasites. For chronically ill patients dealing with multiple infections, including CNS (Central Nervous System) infections and gastrointestinal infections, I recommend several different Transfer Factor formulas, to be taken together."

**Q.:** How long does it usually take for a patient to experience positive results once they start taking Transfer Factor?

**Dr. Ryser:** "My patients usually start to feel better within 3-6 months of beginning treatment with Transfer Factor. Dramatic results usually manifest in about one year, but we really begin to see positive changes in 5-6 months. It typically takes about a year of Transfer Factor treatment to really turn a patient around. I am specifically referring to chronically ill patients who have an average of 2-7 chronic infections that require treatment. The body's cells regenerate every six months, and you need to give the body a chance to generate healthy cells before dramatic improvements in a patient's overall health can emerge."

**Q.:** What, if any, are the side effects or possible negative reactions that can occur with Transfer Factor therapy?

**Dr. Ryser:** "The initial reactions to Transfer Factor a patient will experience are similar to a vaccination – but without, of course, exposure to the pathogen. The initial reaction typically includes flu-like symptoms, proportionate to the severity of a patient's illness. These flu-like symptoms go away, but they prove that the immune system has been activated, and that it is working to suppress the body's infections."

Regarding the safety of Transfer Factor, I have never had a problem with negative side effects or adverse reactions. However, I am very cautious. I perform careful evaluations of a patient's immune system. I check for viral leukemia, and so forth. I am very careful with cancer and autoimmune patients, with whom you must be cautious with regard to stimulating immune cells – this is particularly the case with Hodgkins Disease and Non-Hodgkins Lymphoma patients."

**Q.:** What have you found to be the most positive benefits of Transfer Factor for your Chronic Fatigue Syndrome patients – what are the best results you have seen?

**Dr. Ryser:** "The patient stops getting sick, and they don't have any more infections. Their cognitive thinking clears up – no more brain fog. Their energy comes back – they can start doing more, and they can start walking and exercising again. They don't suffer relapses. However, when a patient is doing well and they make the personal decision to stop taking Transfer Factor, I have seen relapses. I strongly recommend that a patient takes Transfer Factor for life – that is, it is a lifetime commitment for my chronically ill patients."

Dr. Carol Ann Ryser, M.D., is a Board Certified Pediatrician, Board Certified Clinical Analyst, member of F.A.A.P., the American Medical Association, OHM (Orthomolecular Health Medicine), and the American Academy of Anti-Aging Medicine. The primary focus of Dr. Ryser's medical practice is on the prevention of illness and disease. Since 1996, Dr. Ryser has been the Medical Director of Health Centers of America. Previously, she was Medical Director of the International Learning Centers, Director of Mid-American Treatment and Training, a staff member of the Gardner Medical Center, Consulting Staff Member of the Research Medical Center, Assistant Clinical Professor of Pediatrics at the University of Kansas Medical Center, Medical Director of the Children's Rehabilitation Unit, University of Kansas Medical Center, Consultant to the Special Education Department for Orthopedically Handicapped Children, and a Consultant to the United States Air Force in Crete. Dr. Ryser has published and presented a number of papers in her area of expertise, appearing in such publications as The American Journal for Diseases of Children, the Journal of Neurology, Neurosurgery and Psychology and Pediatrics. Dr. Ryser has been recognized for her contributions in the fields of medicine, science, and mental health, as both a clinician and educator, by both professional and lay organizations.

### [Transfer Factors Products Are Available World Wide](#)

#### Endnotes

1. Personal communication with Richard Bennet, Ph.D. (11/17/97).
2. Immunology, Immunopathology and Immunity. Sell S. Appleton and Lange: Stamford CT 1996.
3. Allergenicity of orally administered immunoglobulin preparations in food-allergic children. Bernhisel-Broadbent J, Yolken RH, Sampson HA. Pediatrics 1991, 87(2), 208-14.
4. Transfer Factor in the Era of AIDS. Pizza G, Viza D. Biotherapy 1996, 9(1-3), ix-x.
5. Immunology in a Nutshell. Eberhard Wecker. Mannheim: BI. Wissenschaftsverlag. 1992.
6. The cellular transfer of cutaneous hypersensitivity to tuberculin in man. Lawrence HS. Proc Soc Exp Biol Med 1949, 71, 516.
7. Activities and characteristics of Transfer Factors. Kirkpatrick CH. Biotherapy 1996, 9(1-3), 13-6.
8. A) Reasons for the emergence of antibiotic resistance. Tenover FC, McGowan JE Jr. Am J Med Sci 1996, 311(1), 9-16. B) Medline Search 1994-1997.
9. Transfer Factor--current status and future prospects. Lawrence HS, Borkowsky W. Biotherapy 1996, 9(1-3), 1-5.
10. Emerging Foodborne Diseases: An Evolving Public Health Challenge. Tauxe RV. The National Conference on Emerging Foodborne Pathogens: Implications and Control, March 24-26, 1997, Alexandria, Virginia, USA Emerging Infectious Diseases 1997, 3(4)
11. Personal communication from Drs. Greg Wilson and Gary Paddock.
12. Transfer Factor: Past, Present and Future. Fudenberg HH, Fudenberg HH. Ann Rev Pharm Tox 1989, 475-516.
13. Murine Transfer Factors: dose-response relationships and routes of administration. Kirkpatrick C H, Hamad AR, Morton LC. Cell Immunol 1995, 164(2), 203-6.
14. In vitro studies during long-term oral administration of specific Transfer Factor. Pizza G, De Vinci C, Fornarola V, Palareti A, Baricordi O, Viza D. Biotherapy 1996, 9(1-3), 175-85.
15. Oral bovine Transfer Factor (OTF) use in the hyper-IgE syndrome. Jones JF, et al. In: Immunobiology of Transfer Factor. Academic Press: New York. 1983, pp 261-70.
16. Observation of the effect of PSTF oral liquor on the positive tuberculin test reaction. Wu S, Zhong X. Chung Kuo I Hsueh Ko Hsueh Yuan Hsueh Pao 1992, 14(4), 314-6.
17. Modulation of concanavalin A-induced, antigen--non-specific regulatory cell activity by leu-enkephalin and related peptides. Sizemore RC, et al. Clin Imm Im 1991, 60(2), 310-18.
18. Use of In Vitro Assay Techniques to Measure Parameters Related to Clinical Applications of Transfer Factor Therapy. Wilson GB, Fudenberg HH. US Patent 4610878. Sept. 9, 1986.
19. Infectious Disease as an Evolutionary Paradigm. Lederberg J. The National Conference on Emerging Foodborne Pathogens: Implications and Control, March 24-26, 1997, Alexandria, Virginia, USA Emerging Infectious Diseases vol 3(4)
20. AIDS and Transfer Factor: myths, certainties and realities. Viza D. Biotherapy 1996, 9(1-3), 17-26.
21. The emergent needs for basic research, education, and surveillance of antimicrobial resistance. Problems facing the report from the American Society for Microbiology Task Force on Antibiotic Resistance. Jones RN. Diagn Microbiol Infect Dis 1996,(25) 153-61.

#### References : *Nature's State-of-the-Art Immune Fortifiers*

Alvarez-Thull L and Kirkpatrick CH "Profiles of cytokine production in recipients of transfer factors" Biotherapy

(1996) 9(1-3):55-9.

Anderson R "The immunostimulatory, anti-inflammatory and anti-allergic properties of ascorbate" *Advanced Nutrition Research* (1984)6:19-45.

Anderson R et al "Vitamin C and cellular immune functions. Protection against hypochlorous acid-mediated inactivation of glyceraldehyde-3-phosphate dehydrogenase and ATP generation in human leukocytes as a possible mechanism of ascorbate-mediated immunostimulation" *Annals of the New York Academy of Science* (1990)587:34-48.

Bengmark S. "Immunonutrition: role of biosurfactants, fiber, and probiotic bacteria" *Nutrition* (1998)14:585-94.

Borysov VA et al "The adjuvant and specific activity of transfer factors to *Candida albicans*" *Fiziol Zh* (1998) 44(4):3-9.

Boucheiz CI et al "Activity of animal transfer factor in man" *Lancet*, (1997) 198-199.

Chandra RK "Nutrition and the immune system: an introduction" *American Journal of Clinical Nutrition* (1997) 66:460-63S.

Chew BP "Role of carotenoids in the immune response" *Journal of Dairy Science* (1993) 76:2804-11.

De la Fuente et al "Immune function in aged women is improved by ingestion of vitamins C and E" *Canadian Journal of Physiological Pharmacology* (1998)76:373-80.

Dhurandhar NV "Increased adiposity in animals due to a human virus" *International Journal of Obesity and Related Metabolic Disorders* (2000 Aug)24(8):989-96.

Duchateau J et al "Influence of oral zinc supplementation on the lymphocyte response to mitogens of normal subjects" *American Journal of Clinical Nutrition* (1981)34:88-93.

Dumonde DC et al "Eleventh International Congress on Transfer Factors" March 1-4, 1999, Monterrey, Nuevo Leon, Mexico *Journal of Interferon Cytokine Research* (2000 April)20(4):439-41.

Famularo G "Infections, atherosclerosis, and coronary heart disease" *Annals of the Italian Medical Institute* (2000 Apr-June)15(2):144-55.

Fernandes CF et al "Therapeutic role of dietary lactobacilli and lactobacillic fermented dairy products" (*FEMS Micro Rev*) (1987):46:343-56.

Fortes C et al "The effect of zinc and vitamin A supplementation on the immune response in an older population" *Journal of the American Geriatric Society* (1998)46:19-26.

Fraker PJ et al "The dynamic link between the integrity of the immune system and zinc status" Journal of Nutrition (2000 May)130(5S Suppl):1399S-406S.

Fujisawa T et al "Randomized controlled trial of transfer factor immunochemotherapy as an adjunct to surgical treatment for primary adenocarcinoma of the lung" Japanese Journal of Surgery (1984)14(6):452-8.

Griffiths RD "Outcome of critically ill patients after supplementation with glutamine. Nutrition" (1997)13:752-54.

Han SN et al Immunology (2000 Aug)100(4):487-93.

Hennen, William J. Transfer Factor (Woodland, Pleasant Grove Utah: 1998).

Hennen, William J Enhanced Transfer Factor (Woodland, Pleasant Grove, Utah: 2000).

Herbert TB and Cohens S "Stress and immunity in humans: a meta-analytic review" psychosomatic Medicine (1993 Jul-Aug)55(4):364-79.

"The influence of industrial environmental pollution on the immune system. New ideas of immunorehabilitation" in th. International. Conference on Environmental Pollution & Neuroimmunology 1995-P.9.

Ironson G et al "Posttraumatic stress symptoms, intrusivethoughts, loss, and immune function after Hurricane Andrew" Psychosomatic Medicine (1997Mar-Apr)59(2):128-41.

Jones C et al "Randomized clinical outcome study of critically ill patients given glutamine-supplemented enteral nutrition" Nutrition (1999)15:108-15.

Kazi N et al "Immunomodulatory effect of beta-carotene on T lymphocyte subsets in patients with resected colonic polyps and cancer" Nutrition and Cancer (1997)28:140-45.

Kelly DS and Daudu PA "Fat intake and immune response" Prog Food Nutr Sci (1993)17:41-63.

Kemeny ME and Gruenewald TL "Affect, cognition, the immune system and health" Progressive Brain Research (2000)122:291-308.

Kemeny ME and Gruenewald TL. "Psychoneuroimmunology update" Seminar on Gastrointestinal Disease (1999)10:20-29.

Keplinger H. "Oxindole alkaloids having properties stimulating the immunologic system and preparation containing same" US Patent no. 5,302,611, April 12, 1994.

Kirkpatrick CH "Activities and characteristics of transfer factors" *Biotherapy* (1996)1-3:13-6.

Kirkpatrick CH "Biological response modifiers. Interferons, interleukins, and transfer factor" *Annals of Allergy* (1989)62(3):170-6.

Kirkpatrick CH Structural nature and functions of transfer factors. *Ann N Y Acad Sci* (1993 June 23)685:362-8.

Kirkpatrick CH "Therapeutic potential of transfer factor" (editorial) *New England Journal of Medicine* (1980)14; 303(7):390-1.

Kirkpatrick CH "Transfer factors: identification of conserved sequences in transfer factor molecules" *Molecular Medicine* (2000 April)6(4):332-41.

McMeeking A et al "A controlled trial of bovine dialyzable leukocyte extract for cryptosporidiosis in patients with AIDS" *Journal of Infectious Diseases* (1990)161:108-12.

Melchart D et al "Immunomodulation with echinacea – a systematic review of controlled clinical trials" *Phytomedicine* (1994)1:245-54.

Melchart D et al "Results of five randomized studies on the immunomodulatory activity of preparations of Echinacea" *Journal of Alternative and Complementary Medicine* (1995)1:145-60.

Meydani SN et al "Vitamin E supplementation and in vivo immune response in healthy elderly subjects: a randomized controlled trial" *Journal of the American Medical Association* (1997)277:1380-86.

Mikula I et al "Dialyzable leukocyte extract used in the prevention of Salmonella infection in calves" *Veterinary Immunology Immunopathology* (1992 Apr)32(1-2):113-24.

Nanba H "Antitumor activity of orally administered 'C-fraction' from maitake mushroom (*Grifola frondosa*)" *Journal of Naturopathic Medicine* (1993)4:10-15.

Neequaye J et al "Specific transfer factor with activity against Epstein-Barr virus reduces late relapse in endemic Burkitt's lymphoma" *Anticancer Research* (1990)10(5A):1183-7.

Pekarek J et al "The clinical uses of specific transfer factors" in *Recent Advances in Transfer factors and Dialyzable Leukocyte Extracts* (1992)256-63.

Pengelly A. "Medicinal fungi of the world" *Modern Phytotherapist* (1996)2:1,3-8.

Penn ND et al "The effect of dietary supplementation with vitamins A, C and E on cell-mediated immune function in elderly long-stay patients: a randomized controlled trial. Age Ageing (1991)20:169-74.

Pilotti V et al "Transfer factor as an adjuvant to non-small cell lung cancer" Biotherapy, (1996)9(1-3):117-121.

Pizza G et al "Effect of in vitro produced transfer factor on the immune response of cancer patients" European Journal of Cancer (1977)13,917-923.

Quinlan KP and Hayani KC "Vitamin A and respiratory syncytial virus infection" Serum levels and supplementation trial" Arch Pediatr Adolesc Med (1996)150:25-30.

Ringsdorf WM, et al "Sucrose, neutrophilic phagocytosis and resistance to disease" Dental Survey (1976)52(12):46.

Roda E et al "Transfer factor for the treatment of HbsAg-positive chronic active hepatitis. P. Soc. Exp. Med (1985)178,468-475.

Sacks N et al "The use of transfer factors in the treatment of multiple sclerosis: a case report" South Africa Medical Journal (1976 Sep 18)50(40):1556-8.

Sanchez A et al "Role of sugars in human neutrophilic phagocytosis" American Journal of Clinical Nutrition (1973)26:1180.

Schulkind ML and Ayoub EM "Transfer factor and its clinical application" Advanced Pediatrics (1980)27:89-115.

Semba RD "Vitamin A and immunity to viral, bacterial and protein infections" Proc Nutr Soc (1999 Aug)58(3):719-27.

Sibl O et al "The adjuvant therapy of nasopharyngeal tumor with transfer factor" in Research and Application of Transfer Factor and DLE (1989)403-10.

Stallone DD "The influence of obesity and its treatment on the immune system" Nutrition Review (1994)52:37-50.

Steele RW et al "Transfer factor for the prevention of varicella-zoster infection in childhood leukemia" New England journal of Medicine (1980)14;303(7):355-9.

Szabo G "Monocytes, alcohol use, and altered immunity Alcohol Clin Exp Res (1998)22:216-19S.

Tashiro T et al "n-3 versus n-6 polyunsaturated fatty acids in critical illness" Nutrition (1998)14:551-3.

Valdimarsson H et al "Immune abnormalities associated with chronic mucocutaneous candidiasis" Cellular Immunology (1973)6:348.

Viz D et al "Orally administered specific transfer factor for the treatment of herpes infections" Lymphok Res (1985)4:27-30.

Via D et al "Specific transfer factor protects mice against lethal challenge with herpes simplex virus" Cellular Immunity (1986)100:555-562.

Waddell C et al "Inhibition of lymphoproliferation by hyperlipoproteinemic plasma" Journal of Clinical Nutrition, (1976)58:950-54.

Watanabe H "Hepatitis C virus infection manifesting as tubulointerstitial nephritis, cardiomyopathy, and hepatitis" American Journal of Medicine (2000 Aug1)109(2):176-7.

Whyte RI et al "Adjuvant treatment using transfer factor for bronchogenic carcinoma: long-term follow-up" Annals of Thoracic Surgery (1992)53(3):391-6.

Wilson GB et al "Treatment of Mycobacterium-*fortuitum* pulmonary infection with Transfer Factor: New methodology for evaluating TF potency and predicting clinical response" Clinical Immunology and Immunopathology (1982)23:478.

Yaqoob P "Monounsaturated fats and immune function" Proc Nutr Soc (1998)57:511-20.